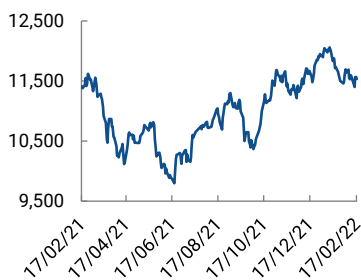


EGYPT MARKET WRAP

EGX30 index summary

6M avg. daily value (EGPmn)	525
No. of shares (bn)	221
Market cap (USDmn)	27,820
Market cap (EGPmn)	437,038
USD:EGP	15.71

EGX30 index performance



Source: EGX

17 February 2022

Market performance. It was a notably slow day for the EGX, as the market traded EGP587mn only, well below its 90-day average. Volatility remained low for a second consecutive session, as all three indices finished marginally in the red. The foreign institutional sell-off continued to pressure blue chips. Solid demand from local institutions could not prevent the EGX30 from closing the day on a 0.29% loss. Retail-dominated EGX70 finished -0.08%, to the image of local retail investors, who finished the day a slim EGP56k net sellers. The equal weight EGX100 lost 0.02% to end the week.

Turnover and flows. While flows were very weak to close the week, the same sectors continued to dominate market activity on the EGX. Real estate regained the top spot, following Commercial International Bank (COMI)'s monster performance on 16 February, accounting for more 15% of value traded. The turnover came on sustained foreign sell-off in EGX30 heavyweights Heliopolis Housing (HELI) and Talaat Moustafa Group (TMGH), as both finished among the index's worst performers. Non-Banking Financial Solutions came in second, with EFG Hermes (HRHO) and Citadel Capital (CCAP) continuing their recent run. The EGX30 outfits combined for EGP59mn traded. Banks finished third on the turnover charts, with COMI once again in the lead, trading EGP62mn, while shedding 0.97%.

Gainers and losers. Ibsina Pharma (ISPH) and Housing and Development Bank (HDBK) topped the EGX30 gains, gaining 4.51% and 2.31%, respectively, both coming on low volume. The pharma outfit recovered from 16 February losses (-1.96%) with today's solid performance. Renewed interest in Orascom Construction (ORAS) came from local institutions, pushing the name to a +2.21% close. e-finance gained 1.96%, on good volume (EGP15mn), the most impressive name on the day, in our view. Orascom Development Egypt (ORHD) closed Thursday's EXG30 top performers, gaining 1.73%, to recover from its recent downtrend. In the red, MM Group (MTIE) was the biggest loser, with speculation the company's results may be affected by the CBE's new LC requirements. The name lost 1.57%. Real estate heavyweights continued to suffer the impact of the foreign institutional sell-off on the EGX, with both HELI and TMGH finishing in the red, -1.50% and -1.44%, respectively. EGX30 majority component COMI lost 0.97%, on renewed passive sell-off of Egypt MSCI Standard Index. Finally, closing the top five losers for today, Egypt Kuwait Holding EGP (EKHOA) built on yesterday's momentum to finish among the worst performers for a consecutive session, down 0.70%.

Key Indices Performance

Index	Open	High	Low	Close	Change (%)
EGX 30	11,568	11,568	11,498	11,535	(0.29)
EGX 70	1,985	1,988	1,973	1,984	(0.08)
EGX 100	2,992	2,996	2,977	2,992	(0.02)

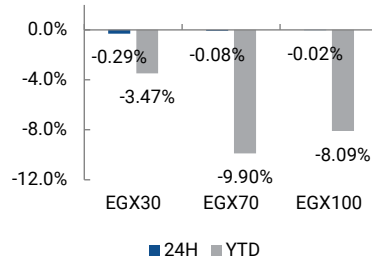
Source: EGX

CI Capital Brokerage

+20 2 2129 2270
reserach@ci-capital.com

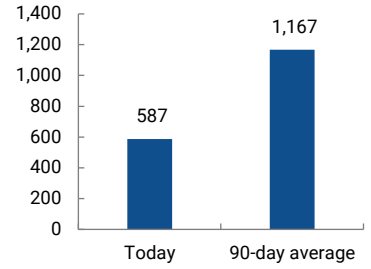
EGX Market Snapshot

Key Indices Performance



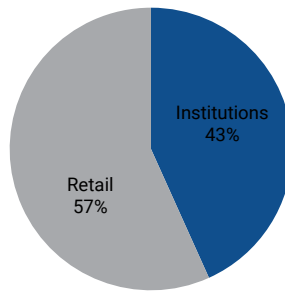
Source: EGX

Market Turnover (EGPmn)



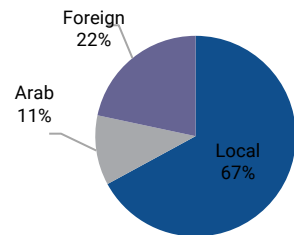
Source: EGX

Trading Activity by Investor Type



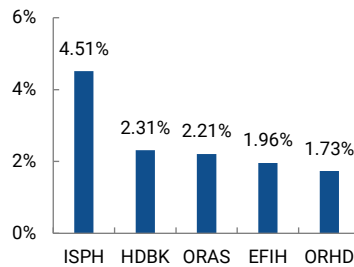
Source: EGX

Trading Activity by Nationality



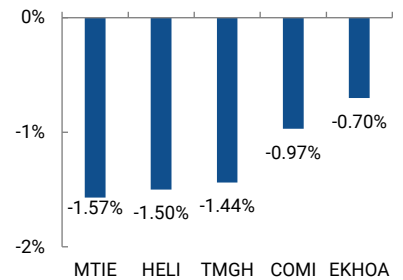
Source: EGX

EGX30 Top Performing Stocks



Source: EGX

EGX30 Worst Performing Stocks



Source: EGX

Select EGX Stocks' Performance

	Reuters	Bloomberg	Company	Market Cap (EGPmm)	Market Cap (USDmm)	GM ADTV (USD)	Open Price	Closing Price	Change (%)	52-week High	52-week Low	1M Change (%)	6M Change (%)	12M Change (%)
Financials														
	CICH.CA	CICH EY	CI Capital	4,030	256	375,060	4.03	4.03	-	5.61	2.97	(3.36)	12.89	(13.15)
	COMI.CA	COMI EY	CIB	100,482	6,381	6,547,931	51.50	51.00	(0.97)	54.15	36.53	(4.14)	12.11	12.56
	CIEB.CA	CIEB EY	Crédit Agricole Egypt	10,413	661	528,656	8.32	8.33	0.12	9.00	5.24	2.71	27.58	24.13
	HRHD.CA	HRHD EY	EFG Hermes	17,613	1,118	1,421,772	18.17	18.10	(0.39)	18.80	10.63	24.23	56.17	39.05
	HDBK.CA	HDBK EY	Housing & Dev Bank	6,444	409	281,041	42.45	42.45	-	47.97	25.00	(7.82)	11.77	34.73
	QNBA.CA	QNBA EY	QNB Al Ahli	37,709	2,395	16,066	18.59	17.50	(5.86)	20.00	13.00	(6.17)	6.06	0.11
Fintech & telecom														
	EFIH.CA	EFIH EY	E-finance	29,088	1,847		17.83	18.18	1.96	25.20	0.50	(2.68)		
	FWRY.CA	FWRY EY	Fawry	15,724	999	2,658,003	9.20	9.21	0.11	25.99	8.47	(24.32)	(49.28)	(55.27)
	ETEL.CA	ETEL EY	Telecom Egypt	30,522	1,938	816,745	17.80	17.88	0.45	18.37	10.12	5.99	19.20	55.75
Real Estate														
	EMFD.CA	EMFD EY	Emaar Misr	13,135	834	525,834	2.90	2.90	-	3.10	2.12	(3.01)	19.83	16.00
	HELI.CA	HELI EY	Heliopolis Housing	7,917	503	2,287,794	6.02	5.93	(1.50)	7.40	3.97	(6.76)	18.60	3.31
	MNHD.CA	MNHD EY	Madinet Nasr Housing	3,565	226	1,285,867	2.12	2.12	-	3.37	1.89	(11.37)	(21.92)	(33.36)
	ORHD.CA	ORHD EY	ODE	5,980	380	311,576	5.20	5.29	1.73	6.23	4.50	(4.51)	0.76	10.21
	PHDC.CA	PHDC EY	Palm Hills	5,244	333	458,080	1.70	1.70	-	2.12	1.55	(8.40)	(3.02)	(3.41)
	OCDI.CA	OCDI EY	SODIC	5,104	324	264,912	14.33	14.33	-	19.95	13.40	(2.91)	(13.78)	(9.19)
	TMGH.CA	TMGH EY	TMG	19,810	1,258	1,119,354	9.74	9.60	(1.44)	9.99	5.41	8.47	35.21	36.95
Consumer														
	POUL.CA	POUL EY	Cairo Poultry	1,236	78	405,731	2.57	2.58	0.39	4.56	2.51	(8.83)	(26.70)	(27.53)
	DICE.CA	DICE EY	Dice	352	22	273,003	0.68	0.67	(2.35)	3.45	0.65	(8.28)	(48.53)	(79.85)
	DOMT.CA	DOMT EY	Domty	1,195	76	174,002	4.12	4.23	2.67	5.54	3.71	0.48	(1.63)	(17.38)
	EAST.CA	EAST EY	Eastern Tobacco	23,625	1,500	997,535	10.50	10.50	-	14.95	10.34	(2.78)	(9.40)	(26.37)
	EFID.CA	EFID EY	Edita	5,683	361	261,199	7.86	7.86	-	9.11	6.86	(5.30)	(1.13)	(13.63)
	JUFO.CA	JUFO EY	Juhayna	6,025	383	453,611	6.51	6.40	(1.69)	7.67	3.97	(8.57)	10.54	10.73
	MTIE.CA	MTIE EY	MTI	6,052	384	1,023,852	6.36	6.26	(1.57)	10.40	5.61	(18.60)	(17.96)	(25.90)
	OLFI.CA	OLFI EY	Obour Land	2,360	150	164,862	5.90	5.90	-	8.23	4.73	(1.67)	(3.12)	(21.33)
	ORWE.CA	ORWE EY	Oriental Weavers	5,607	356	320,169	8.38	8.43	0.60	9.42	5.78	(2.09)	1.69	22.53
Education														
	CIRA.CA	CIRA EY	CIRA	6,824	433	406,164	11.71	11.71	-	14.85	10.72	(11.95)	0.17	(12.28)
	TALM.EY	TALM EY	Taaleem	2,848	181	311,875	3.89	3.90	0.26	6.22	1.00	(24.86)	(18.75)	
Healthcare														
	CLHO.CA	CLHO EY	Cleopatra Hospitals Group	7,488	476	636,081	4.68	4.68	-	5.50	3.70	(6.40)	4.23	(8.95)
	PHAR.CA	PHAR EY	EIPICO	3,968	252	141,152	40.01	40.01	-	49.00	37.01	(4.74)	(14.05)	(7.10)
	ISPH.CA	ISPH EY	Ibnsina Pharma (ISP)	3,485	221	459,737	3.55	3.63	2.25	5.78	2.99	(3.46)	(10.37)	(30.46)
	IDHC.CA	IDHC EY	IDH	11,868	754	50,311	21.99	19.78	(10.05)	22.00	3.94	(0.15)	13.03	
	RMDA.CA	RMDA EY	Rameda	2,180	138	410,197	2.17	2.18	0.46	2.93	1.62	(12.10)	(3.85)	(16.82)
	SPMD.CA	SPMD EY	Speed Medical	1,260	80	1,656,981	1.15	1.14	(1.47)	3.99	0.96	(0.18)	(51.03)	(62.13)
Industrials														
	AMOC.CA	AMOC EY	AMOC	4,843	308	809,327	3.72	3.75	0.81	4.48	2.33	(8.54)	3.59	16.82
	CCAP.CA	CCAP EY	Qalaa Holding	4,164	264	678,408	1.53	1.52	(0.39)	1.58	1.09	26.25	21.50	0.40
	SKPC.CA	SKPC EY	Sidi Kerir Petrochemicals	4,719	300	874,547	7.45	7.49	0.54	10.88	6.33	(0.53)	(16.23)	(12.23)
Fertilizers														
	ABUK.CA	ABUK EY	Abu Qir Fertilizers	26,878	1,707	1,200,060	21.21	21.30	0.42	23.07	17.90	(0.93)	10.76	0.42
	EFIC.CA	EFIC EY	EFIC	1,019	65	136,939	13.91	14.01	0.72	15.90	9.60	7.85	(7.28)	19.95
	EKHO.CA	EKHO EY	EK Holding	24,508	1,560	681,365	1.40	1.40	0.07	1.49	0.94	0.29	34.20	36.11
	EKHOA.CA	EKHOA EY	EK Holding	24,493	1,555		21.45	21.45	-	23.70	17.25	2.14		
	KIMA.CA	KIMA EY	KIMA	4,224	268	113,629	3.53	3.56	0.85	5.00	2.64	(8.72)	(20.36)	(12.53)
	MFPC.CA	MFPC EY	MOPCO	19,933	1,266	479,659	87.25	87.00	(0.29)	106.00	64.05	(4.16)	13.24	9.74
Construction & materials														
	ARCC.CA	ARCC EY	Arabian Cement	1,682	107	142,337	4.44	4.44	-	6.18	2.56	4.47	(23.45)	38.32
	SWDY.CA	SWDY EY	Elsewedy Electric	18,609	1,182	1,427,064	8.51	8.52	0.12	10.03	7.41	(9.84)	(2.07)	(13.85)
	ESRS.CA	ESRS EY	Ezz Deikhella	7,030	446	1,296,464	12.99	12.94	(0.38)	16.75	8.55	(5.82)	(11.31)	28.25
	IRAX.CA	IRAX EY	Ezz Steel	8,178	519	72,860	419.15	419.15	-	524.90	310.01	(0.20)	0.18	5.16
	ORAS.CA	ORAS EY	Orascom Construction	8,408	534	404,238	72.01	72.01	-	96.00	68.00	(4.09)	0.53	(23.56)
Transport														
	ALCN.CA	ALCN EY	Alex Containers	10,294	654	308,557	6.72	6.91	2.83	11.18	5.76	(18.90)	(30.62)	(7.99)
	CSAG.EY	CSAG EY	Canal Shipping	2,372	151	80,788	11.90	11.86	(0.34)	21.20	8.56	(12.99)	(41.29)	(2.63)
	AUTO.CA	AUTO EY	GB Auto	6,291	399	697,698	5.69	5.75	1.05	6.06	3.14	24.73	49.35	50.92

Source: EGX