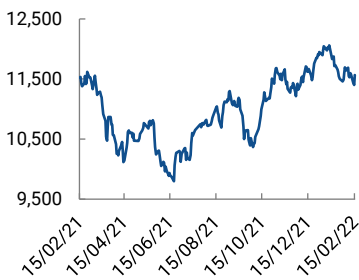


EGYPT MARKET WRAP

EGX30 index summary

6M avg. daily value (EGPmn)	527
No. of shares (bn)	221
Market cap (USDmn)	27,822
Market cap (EGPmn)	437,059
USD:EGP	15.71

EGX30 index performance



Source: EGX

15 February 2022

Market performance. It was a good day for the EGX, as the market put an end to its recent bad run. While local institutions were, surprisingly, net sellers, sustained appetite from local individuals, coupled with renewed interest from foreign institutions sparked the EGX to decent gains. All three indices finished in the green, with the EGX30 in the lead, at +1.40%. Retail-dominated EGX70 gained 1.18%, while the equal weight EGX100 was up 1.14% at close. We note the market is very cheap, with the EGX30 down 3.23% y-t-d, while the EGX70 shed a whopping 9.78%.

Turnover and flows. Real estate and Non-Banking Financial Solutions continued their pure dominance of market activity, topping the turnover charts for a third straight session. Real estate robbed the first spot, accounting for 23.61% of total value traded. Madinet Nasr Housing Development (MNHD)'s rights issuance took the attention, while Talaat Moustafa Group (TMGH) sustained recent high activity, at EGP41mn. NBFS were a close second (22.6%), once again on Citadel Capital (CCAP) and EFG Hermes (HRHO). The former topped the session's turnover standings at EGP83mn, gaining an EGX30 leading 7.86% in the process. Industrial Goods, Services, and Automobiles came in third, on a massive sell-off in retail-dominated El Arabia Engineering Industries (EEII), as the name shed 19.79%. Market turnover improved on yesterday's slow day, at EGP744mn.

Gainers and losers. It was a solid performance by the EGX30, gaining 1.40%, as all but seven names closed on the up. CCAP continued to impress. The EGX30 recent-entrant sustained its uptrend, closing the day as the EGX30 top performer at +7.86%, on impressive volume. The name figured among the top gainers during the week's first three sessions. Housing Development Bank (HDBK) came in second, gaining 3.23%, albeit on very low volume. Commodity plays, Sidi Kerir Petrochemicals (SKPC) and Ezz Steel (ESRS), finished 2.76% and 2.68% in the green, respectively, as oil cemented its position north of the USD90/bbl mark. Commercial International Bank (COMI) recovered from its recent downtrend, benefitting from renewed foreign interest, up 2.41%. In the red, MNHD finished as the EGX30 worst performer for a second consecutive session, as its stock rights hit the market. The real estate heavyweight shed 4.05% on good volume. Cleopatra Hospitals Group (CLHO) suffered the impact of a local institutional sell-off, losing 1.47%. Meanwhile, Misr Fertilizers (MFPC) finished third from the bottom at -0.90%, on low volume. Closing out the top losers for the day, HRHO and Abu Dhabi Islamic Bank - Egypt (ADIB) both shed 0.22%, after figuring among the top gainers during yesterday's session.

CI Capital Brokerage

+20 2 2129 2270
reserach@ciicapital.com

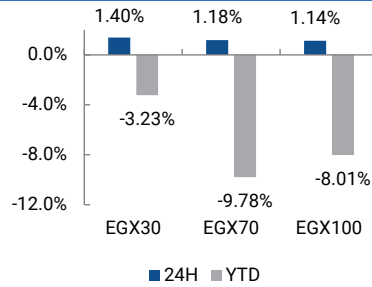
Key Indices Performance

Index	Open	High	Low	Close	Change (%)
EGX 30	11,403	11,563	11,402	11,563	1.40
EGX 70	1,963	1,995	1,963	1,987	1.18
EGX 100	2,961	3,003	2,961	2,994	1.14

Source: EGX

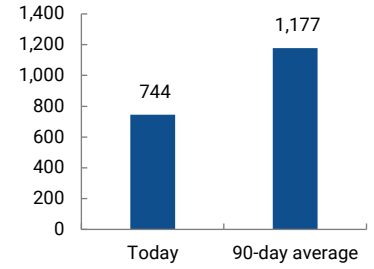
EGX Market Snapshot

Key Indices Performance



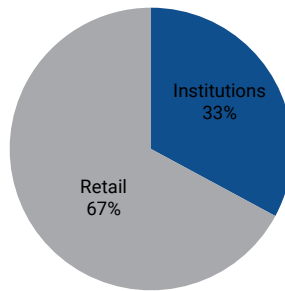
Source: EGX

Market Turnover (EGPmn)



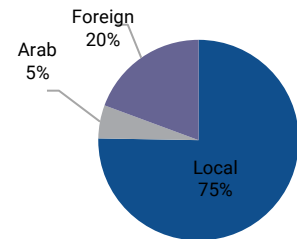
Source: EGX

Trading Activity by Investor Type



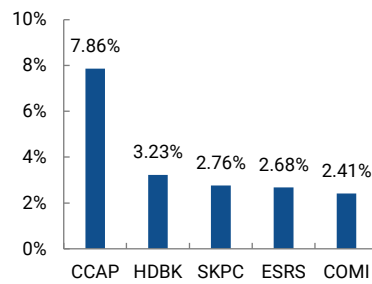
Source: EGX

Trading Activity by Nationality



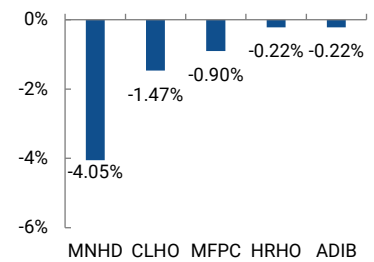
Source: EGX

EGX30 Top Performing Stocks



Source: EGX

EGX30 Worst Performing Stocks



Source: EGX

Select EGX Stocks' Performance

	Reuters	Bloomberg	Company	Market Cap (EGPmm)	Market Cap (USDmm)	GM A DTV (USD)	Open Price	Closing Price	Change (%)	52-week High	52-week Low	1M Change (%)	6M Change (%)	12M Change (%)
Financials														
	CICH.CA	CICH EY	CI Capital	4,050	258	378,910	4.03	4.05	0.50	5.61	2.97	(5.37)	18.08	(11.96)
	COMI.CA	COMI EY	CIB	101,467	6,460	6,582,254	50.29	51.50	2.41	54.15	36.53	(4.10)	10.90	12.08
	CIEB.CA	CIEB EY	Crédit Agricole Egypt	10,000	637	543,821	7.92	8.00	1.01	9.00	5.24	(2.68)	26.98	16.53
	HRHD.CA	HRHD EY	EFG Hermes	17,710	1,127	1,410,569	18.24	18.20	(0.22)	18.80	10.63	22.89	58.12	38.40
	HDBK.CA	HDBK EY	Housing & Dev Bank	6,444	410	285,276	41.50	42.45	2.29	47.97	25.00	(7.70)	13.08	34.76
	QNBA.CA	QNBA EY	QNB Al Ahli	40,058	2,550	16,188	18.59	18.59	-	20.00	13.00	(0.32)	12.67	6.35
Fintech & telecom														
	EFIH.CA	EFIH EY	E-finance	28,864	1,838		18.00	18.04	0.22	25.20	0.50	(3.63)		
	FWRY.CA	FWRY EY	Fawry	15,639	996	2,650,732	8.98	9.16	2.00	25.99	8.47	(28.44)	(49.61)	(57.81)
	ETEL.CA	ETEL EY	Telecom Egypt	29,959	1,907	817,438	17.25	17.55	1.74	18.10	10.12	1.45	18.02	51.95
Real Estate														
	EMFD.CA	EMFD EY	Emaar Misr	12,954	825	527,994	2.89	2.86	(1.04)	3.10	2.12	(4.67)	18.18	14.40
	HELI.CA	HELI EY	Heliopolis Housing	7,917	504	2,291,941	5.91	5.93	0.34	7.40	3.97	(5.87)	16.96	5.52
	MNHD.CA	MNHD EY	Madinet Nasr Housing	3,570	227	1,301,650	2.22	2.13	(4.05)	3.37	1.89	(11.92)	(22.79)	(33.57)
	ORHD.CA	ORHD EY	ODE	5,878	374	317,188	5.19	5.20	0.19	6.23	4.50	(7.31)	1.96	6.12
	PHDC.CA	PHDC EY	Palm Hills	5,170	329	459,800	1.67	1.68	0.54	2.12	1.55	(9.69)	(3.84)	(5.62)
	OCDI.CA	OCDI EY	SODIC	5,104	325	267,922	14.33	14.33	-	19.95	13.40	(5.16)	(11.10)	(8.38)
	TMGH.CA	TMGH EY	TMG	19,975	1,272	1,106,228	9.58	9.68	1.04	9.99	5.41	6.84	37.89	38.48
Consumer														
	POUL.CA	POUL EY	Cairo Poultry	1,241	79	413,340	2.53	2.59	2.37	4.56	2.51	(9.76)	(27.45)	(29.04)
	DICE.CA	DICE EY	Dice	361	23	277,106	0.67	0.68	1.64	3.45	0.66	(9.32)	(47.58)	(78.38)
	DOMT.CA	DOMT EY	Domty	1,181	75	175,320	4.13	4.18	1.21	5.54	3.71	(0.48)	(1.65)	(19.92)
	EAST.CA	EAST EY	Eastern Tobacco	23,648	1,505	986,230	10.52	10.51	(0.10)	14.95	10.34	(2.69)	(8.05)	(27.67)
	EFID.CA	EFID EY	Edita	5,683	362	263,100	7.86	7.86	-	9.17	6.86	(5.30)	(1.26)	(13.44)
	JUFO.CA	JUFO EY	Juhayna	6,213	396	459,286	6.41	6.60	2.96	7.67	3.97	(7.43)	14.38	12.82
	MTIE.CA	MTIE EY	MTI	6,236	397	1,028,762	6.31	6.45	2.22	10.40	5.61	(16.88)	(17.52)	(23.29)
	OLFI.CA	OLFI EY	Obour Land	2,396	153	165,553	6.08	5.99	(1.48)	8.23	4.73	(0.17)	(1.16)	(20.13)
	ORWE.CA	ORWE EY	Oriental Weavers	5,480	349	312,333	8.29	8.24	(0.60)	9.42	5.78	(4.74)	0.24	20.82
Education														
	CIRA.CA	CIRA EY	CIRA	6,824	434	408,488	11.62	11.71	0.77	14.85	10.72	(12.22)	(1.01)	(15.45)
	TALM.EY	TALM EY	Taaleem	2,841	181	312,011	4.00	3.89	(2.75)	6.22	1.00	(22.04)	(18.11)	
Healthcare														
	CLHO.CA	CLHO EY	Cleopatra Hospitals Group	7,488	477	636,858	4.75	4.68	(1.47)	5.50	3.70	(8.95)	4.93	(8.24)
	PHAR.CA	PHAR EY	EIPICO	3,965	252	142,484	39.95	39.98	0.08	49.00	37.01	(3.82)	(13.35)	(5.17)
	ISPH.CA	ISPH EY	Ibnsina Pharma (ISP)	3,475	221	468,972	3.58	3.62	1.12	5.78	2.99	(2.69)	(10.62)	(29.57)
	IDHC.CA	IDHC EY	IDH	13,194	840	55,794	21.99	21.99	-	22.00	3.94	8.65	25.66	
	RMDA.CA	RMDA EY	Rameda	2,250	143	414,484	2.20	2.25	2.27	2.93	1.62	(8.91)	0.94	(14.40)
	SPMD.CA	SPMD EY	Speed Medical	1,288	82	1,685,623	1.10	1.16	5.35	3.99	0.96	2.29	(48.63)	(62.67)
Industrials														
	AMOC.CA	AMOC EY	AMOC	4,843	308	813,214	3.67	3.75	2.18	4.48	2.33	(6.72)	-	15.74
	CCAP.CA	CCAP EY	Qalaa Holding	4,207	268	619,901	1.44	1.55	7.86	1.57	1.09	26.74	23.02	0.65
	SKPC.CA	SKPC EY	Sidi Kerir Petrochemicals	4,687	298	880,816	7.24	7.44	2.76	10.88	6.33	(2.49)	(19.93)	(12.30)
Fertilizers														
	ABUK.CA	ABUK EY	Abu Qir Fertilizers	26,499	1,687	1,192,898	20.73	21.00	1.30	23.07	17.90	(3.36)	8.53	(1.73)
	EFIC.CA	EFIC EY	EFIC	984	63	137,772	13.23	13.52	2.19	15.90	9.60	3.28	(11.69)	13.90
	EKHO.CA	EKHO EY	EK Holding	24,533	1,562	687,575	1.39	1.40	1.08	1.49	0.94	(0.92)	31.46	35.68
	EKHOA.CA	EKHOA EY	EK Holding	24,533	1,562	687,575	21.42	21.45	0.14	23.70	17.25	1.66		
	KIMA.CA	KIMA EY	KIMA	4,200	267	123,947	3.53	3.54	0.28	5.00	2.64	(10.61)	(25.79)	(14.29)
	MFPC.CA	MFPC EY	MOPCO	19,990	1,273	485,259	88.00	87.25	(0.85)	106.00	64.05	(5.16)	12.00	11.76
Construction & materials														
	ARCC.CA	ARCC EY	Arabian Cement	1,682	107	144,541	4.44	4.44	-	6.18	2.56	(1.99)	(24.23)	34.55
	SWDY.CA	SWDY EY	Elsewedy Electric	18,937	1,206	1,433,996	8.55	8.67	1.40	10.15	7.41	(9.69)	(0.34)	(12.86)
	ESRS.CA	ESRS EY	Ezz Deikhella	7,090	451	1,315,740	12.71	13.05	2.68	16.75	8.55	(7.18)	(12.59)	32.09
	IRAX.CA	IRAX EY	Ezz Steel	8,178	521	73,725	419.15	419.15	-	524.90	310.01	(0.20)	1.81	4.82
	ORAS.CA	ORAS EY	Orascom Construction	8,408	535	408,913	72.01	72.01	-	96.00	68.00	(7.20)	1.81	(23.52)
Transport														
	ALCN.CA	ALCN EY	Alex Containers	9,981	635	316,414	6.61	6.70	1.36	11.18	5.76	(21.27)	(34.57)	(12.07)
	CSAG.EY	CSAG EY	Canal Shipping	2,658	169	81,252	13.01	13.29	2.15	21.20	8.56	(5.07)	(30.27)	7.70
	AUTO.CA	AUTO EY	GB Auto	6,291	400	713,495	5.64	5.75	1.95	6.06	3.14	22.08	43.03	49.74

Source: EGX