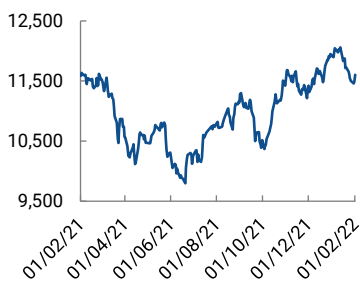


EGYPT MARKET WRAP

EGX30 index summary

6M avg. daily value (EGPmn)	521
No. of shares (bn)	221
Market cap (USDmn)	28,005
Market cap (EGPmn)	439,937
USD:EGP	15.71

EGX30 index performance



Source: EGX

01 February 2022

Market performance. Building on yesterday's momentum, it was a perfect session for the EGX. Sustained buying appetite from local institutions, coupled with net buying positions by individuals, sparked the market to decent gains. The blue-chip EGX30 registered its highest close over the past week, gaining 0.98%, despite continued foreign institutional pressure. Retail-dominated EGX70 had less pressure to deal with, closing on a 1.56% gain. The equal-weight EGX100 gained 1.52%. We note the EGX30 rebalancing at the beginning of today's session, with the inclusion of: Abu Dhabi Islamic Bank - Egypt (ADIB), e-finance (EFIH), Orascom Construction (ORAS), and Housing Development Bank (HDBK). The most notable exclusions are Speed Medical (SPMD) and Raya Holding (RAYA).

Turnover and flows. Turnover continued to rebound after a weak start to the week, recording EGP782mn on the session. Real estate continued its market domination, representing ~25% of market activity. Zahraa Maadi Investment Development (ZMID) traded huge value to lead the way, up 3.40% on renewed retail interest. Madinet Nasr Housing Development (MNHD) continued its recent uptrend to finish among the top gainers for a second straight session; +3.52% on high volume. Banks came in second, improving on yesterday's performance as Commercial International Bank (COMI) saw increased local demand face the foreign sell-off, putting in a staggering EGP90mn turnover. ADIB gained 3.12% on its EGX30 inclusion, on an EGP17mn turnover. Non-banking Financial Solutions finished third, with the bulk coming off Citadel Capital (CCAP)'s impressive performance, closing +5.15%, on high volume.

Gainers and losers. It was a remarkable session for the EGX30, as the index witnessed a much-anticipated recovery, up 0.98%. Following Talaat Moustafa Group's (TMGH) rally yesterday, it was Orascom Development Egypt (ORHD) turn to steal the spotlights. The stock recovered from its recent slump, gaining 5.84% on the session. CCAP built on yesterday's gains, once more finishing among the EGX30's top performers. Palm Hills Development (PHDC) came in third, as fresh local appetite pushed the name to a +3.57% close. MNHD continued its recent recovery, gaining 3.52%. The stock is finally back in the green on a y-t-d basis. ADIB made the most of its EGX30 debut, to round the top five gainers at +3.12% on impressive volume. In the red, only three EGX30 names figure. TMGH saw increased selling as investors rushed to cash-out last session's gains, losing 1.95%. Housing Development Bank (HDBK)'s EGX30 inclusion did not turn out to be a very memorable one, as the stock lost 1.24% on low turnover. Ibsina Pharma (ISPH) closed out today's losers at -0.53%. A marginal loss on insignificant volume.

Key Indices Performance

Index	Open	High	Low	Close	Change (%)
EGX 30	11,490	11,603	11,490	11,603	0.98
EGX 70	2,119	2,152	2,118	2,152	1.56
EGX 100	3,124	3,171	3,123	3,171	1.52

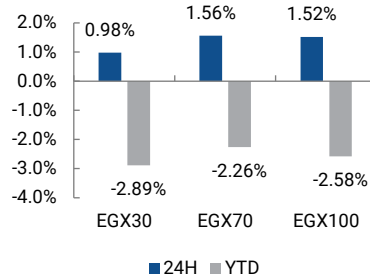
Source: EGX

CI Capital Brokerage

+20 2 2129 2270
reserach@ci-capital.com

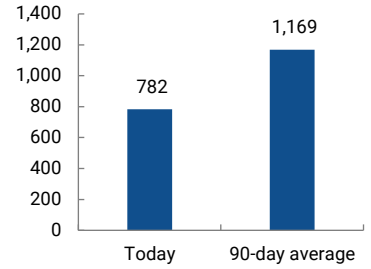
EGX Market Snapshot

Key Indices Performance



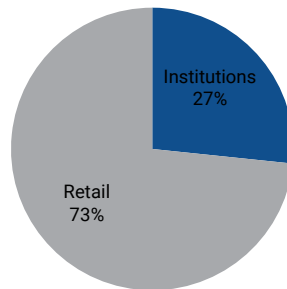
Source: EGX

Market Turnover (EGPmn)



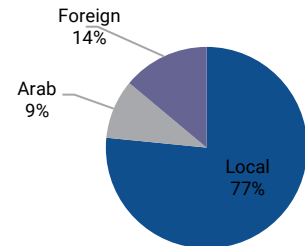
Source: EGX

Trading Activity by Investor Type



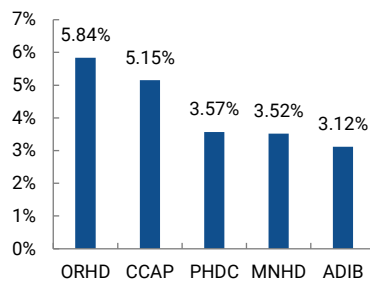
Source: EGX

Trading Activity by Nationality



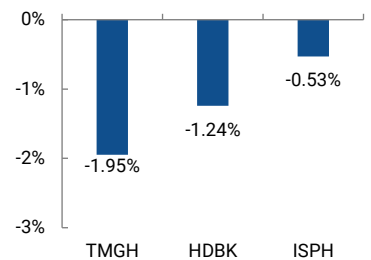
Source: EGX

EGX30 Top Performing Stocks



Source: EGX

EGX30 Worst Performing Stocks



Source: EGX

Select EGX Stocks' Performance

	Reuters	Bloomberg	Company	Market Cap (EGPmm)	Market Cap (USDmn)	GM ADTV (USD)	Open Price	Closing Price	Change (%)	52-week High	52-week Low	1M Change (%)	6M Change (%)	12M Change (%)
Financials														
	CICH.CA	CICH EY	CI Capital	4,110	262	375,848	4.08	4.11	0.74	5.61	2.97	(3.07)	21.24	(4.64)
	COMI.CA	COMI EY	CIB	102,256	6,509	6,521,910	51.34	51.90	1.09	54.15	36.53	(2.06)	19.04	10.54
	CIEB.CA	CIEB EY	Crédit Agricole Egypt	10,163	647	562,803	8.01	8.13	1.50	8.62	5.24	(3.44)	35.91	16.73
	HRHD.CA	HRHD EY	EFG Hermes	13,752	875	1,141,781	14.66	14.91	1.71	15.45	10.63	0.68	29.09	12.74
	HDBK.CA	HDBK EY	Housing & Dev Bank	6,661	424	306,619	44.25	43.88	(0.84)	47.97	25.00	(0.39)	28.83	36.91
	QNBA.CA	QNBA EY	QNB Al Ahli	40,187	2,558	16,483	18.65	18.65	-	20.00	13.00	5.31	13.03	9.06
Fintech & telecom														
	EFIH.CA	EFIH EY	E-finance	28,800	1,833	17,46	17.46	18.00	3.09	25.20	0.50	(11.29)		7.14
	FWRY.CA	FWRY EY	Fawry	16,954	1,079	2,572,503	9.88	9.93	0.51	25.99	9.40	(22.48)	(47.35)	(48.57)
	ETEL.CA	ETEL EY	Telecom Egypt	28,850	1,836	908,059	16.87	16.90	0.18	17.55	10.12	0.78	20.71	43.95
Real Estate														
	EMFD.CA	EMFD EY	Emaar Misr	12,909	822	525,103	2.89	2.85	(1.38)	3.10	2.12	(4.36)	19.75	7.14
	HELI.CA	HELI EY	Heliopolis Housing	8,558	545	2,213,449	6.28	6.41	2.07	7.40	3.97	(4.47)	31.08	6.48
	MNHD.CA	MNHD EY	Madinet Nasr Housing	4,403	280	1,359,262	2.84	2.94	3.52	3.93	2.16	0.68	(10.37)	(23.18)
	ORHD.CA	ORHD EY	ODE	6,353	404	350,393	5.31	5.62	5.84	6.23	4.50	(6.33)	1.44	8.49
	PHDC.CA	PHDC EY	Palm Hills	5,549	353	468,065	1.74	1.80	3.57	2.12	1.55	(9.63)	(3.38)	10.36
	OCDI.CA	OCDI EY	SODIC	5,143	327	269,602	14.30	14.44	0.98	19.95	14.11	-	(12.33)	(7.44)
	TMGH.CA	TMGH EY	TMG	18,717	1,191	956,306	9.25	9.07	(1.95)	9.49	5.41	-	27.39	22.73
Consumer														
	POUL.CA	POUL EY	Cairo Poultry	1,317	84	567,432	2.73	2.75	0.73	4.56	2.52	(2.14)	(33.73)	(15.38)
	DICE.CA	DICE EY	Dice	414	26	335,191	0.78	0.78	(0.26)	3.45	0.67	4.97	(40.11)	(71.50)
	DOMT.CA	DOMT EY	Domty	1,204	77	157,642	4.20	4.26	1.43	5.78	3.71	3.65	(2.74)	(25.00)
	EAST.CA	EAST EY	Eastern Tobacco	23,850	1,518	987,013	10.39	10.60	2.02	15.00	10.34	(1.12)	(9.01)	(28.72)
	EFID.CA	EFID EY	Edita	5,922	377	266,833	8.00	8.19	2.37	9.24	6.86	(3.31)	5.95	(9.00)
	JUFO.CA	JUFO EY	Juhayna	6,590	419	477,650	7.00	7.00	-	7.67	3.97	(8.50)	27.27	1.45
	MTIE.CA	MTIE EY	MTI	6,913	440	1,034,274	6.98	7.15	2.44	10.40	5.61	3.92	(2.59)	(5.02)
	OLFI.CA	OLFI EY	Obour Land	2,516	160	169,566	6.16	6.29	2.11	8.23	4.73	7.34	6.79	(15.57)
	ORWE.CA	ORWE EY	Oriental Weavers	5,687	362	317,741	8.47	8.55	0.94	9.42	5.78	(1.61)	4.01	20.59
Education														
	CIRA.CA	CIRA EY	CIRA	7,361	469	388,035	13.00	12.63	(2.85)	14.85	10.72	(7.20)	9.83	(9.14)
	TALM.EY	TALM EY	Taaleem	3,359	214	292,664	4.65	4.60	(1.08)	6.22	1.00	(11.71)	(8.00)	
Healthcare														
	CLHO.CA	CLHO EY	Cleopatra Hospitals Group	7,792	496	673,645	4.87	4.87	-	5.62	3.70	(1.02)	4.06	(0.61)
	PHAR.CA	PHAR EY	EIPICO	4,074	259	142,458	40.75	41.08	0.81	49.00	37.01	(1.96)	(11.47)	0.56
	ISPH.CA	ISPH EY	Ibnsina Pharma (ISP)	3,619	230	496,742	3.79	3.77	(0.53)	5.78	2.99	(7.37)	(4.80)	(27.50)
	IDHC.CA	IDHC EY	IDH	11,886	757	64,524	19.81	19.81	-	22.00	3.94	(2.12)	10.06	
	RMDA.CA	RMDA EY	Rameda	2,320	148	428,881	2.28	2.32	1.75	2.93	1.62	(3.33)	(0.38)	(14.97)
	SPMD.CA	SPMD EY	Speed Medical	1,211	77	1,782,811	1.08	1.09	1.30	3.99	0.96	(14.29)	(51.03)	(53.13)
Industrials														
	AMOC.CA	AMOC EY	AMOC	4,959	316	863,510	3.78	3.84	1.59	4.48	2.33	4.92	5.49	15.66
	CCAP.CA	CCAP EY	Qalaa Holding	3,806	242	444,052	1.21	1.27	5.15	1.65	1.09	5.06	1.04	(18.99)
	SKPC.CA	SKPC EY	Sidi Kerir Petrochemicals	4,681	298	927,309	7.24	7.43	2.62	10.88	6.33	(4.74)	(29.35)	(15.25)
Fertilizers														
	ABUK.CA	ABUK EY	Abu Qir Fertilizers	26,928	1,714	1,156,552	21.14	21.34	0.95	24.24	17.90	(0.74)	6.59	(10.41)
	EFIC.CA	EFIC EY	EFIC	948	60	175,743	12.98	13.03	0.39	15.90	9.60	(0.46)	(11.00)	2.36
	EKHO.CA	EKHO EY	EK Holding	24,041	1,530	708,825	1.39	1.39	-	1.49	0.94	5.38	40.40	42.76
	EKHOA.CA	EKHOA EY	EK Holding	24,030	1,530	20,85	20.60	20.60	(1.20)	23.70	17.25	4.83		
	KIMA.CA	KIMA EY	KIMA	4,533	289	174,654	3.76	3.82	1.60	5.00	2.64	(2.80)	(3.05)	(8.61)
	MFPC.CA	MFPC EY	MOPCO	20,621	1,313	469,313	89.62	90.00	0.42	106.00	64.05	(7.68)	15.36	22.55
Construction & materials														
	ARCC.CA	ARCC EY	Arabian Cement	1,610	102	172,650	4.25	4.25	-	6.18	2.56	(5.97)	(22.30)	20.40
	SWDY.CA	SWDY EY	Elsowedy Electric	20,313	1,293	1,412,713	9.19	9.30	1.20	10.54	7.41	(5.39)	5.68	(9.00)
	ESRS.CA	ESRS EY	Ezz Dekhella	7,573	482	1,445,793	13.70	13.94	1.75	16.75	8.55	(7.00)	(1.90)	27.42
	IRAX.CA	IRAX EY	Ezz Steel	8,195	522	81,605	420.00	420.00	-	524.90	310.01	-	5.83	4.23
	ORAS.CA	ORAS EY	Orascom Construction	8,507	542	432,577	72.00	72.86	1.19	102.80	68.00	(3.99)	(6.60)	(25.89)
Transport														
	ALCN.CA	ALCN EY	Alex Containers	11,128	708	462,727	7.48	7.47	(0.13)	11.18	5.76	(11.07)	(20.70)	(6.04)
	CSAG.EY	CSAG EY	Canal Shipping	2,696	172	97,558	13.48	13.48	-	21.20	8.56	(1.75)	(28.90)	1.13
	AUTO.CA	AUTO EY	GB Auto	5,426	345	663,880	4.81	4.96	3.12	5.17	3.14	(2.75)	29.17	38.94

Source: EGX