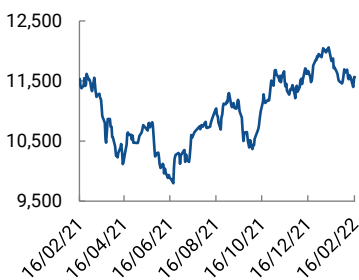


EGYPT MARKET WRAP

EGX30 index summary

6M avg. daily value (EGPmn)	527
No. of shares (bn)	221
Market cap (USDmn)	27,884
Market cap (EGPmn)	437,416
USD:EGP	15.71

EGX30 index performance



Source: EGX

16 February 2022

Market performance. It was a quiet trading session for the EGX, on lower-than-average turnover of EGP705mn. All three market indices finished flattish, as the blue chip EGX30 gained 0.04%, while both the retail-dominated EGX70 and equal weight calculated EGX100 shed 0.06%. Institutions continued to pressure the market, as local asset managers finished as net sellers for a second straight day, while non-Arab foreigners sustained their sell-off position (-EGP52mn net). Retail investors continued to accumulate blue chips, finishing the session a combined EGP36mn net buyers, to keep the EGX afloat. Egyptian stocks continue to trade on the cheap, with all three indices down significantly y-t-d.

Turnover and flows. On flows, banks dominated today's market activity, grabbing a 22% share of the action, as Commercial International Bank (COMI) topped the EGX turnover standings. The bank suffered the impact of major MSCI Standard Index outflows, but renewed retail & Gulf interest in the name, powering to a flat (0.0%) close. COMI traded a whopping EGP150mn. Real estate came in second, with Heliopolis Housing (HELI) in the lead, recovering from its recent slump. The heavyweight traded EGP34mn, gaining 1.52% in the process. EGX30 names, Madinet Nasr Housing Development (MNHD) and Talaat Moustafa Group (TMGH), also put in decent volumes. Non-Banking Financial Solutions finished third as Citadel Capital (CCAP) finished second on value traded, building on recent momentum.

Gainers and losers. It was a mixed performance for the EGX30 following yesterday's broad-market recovery. Credit Agricole Egypt (CIEB) led the way in gains at +4.25%, however, the figure can be undermined, given the low value traded. The same can be said for education outfit Cairo Investment Real Estate Development (CIRA), up 3.76% on only EGP279k traded. Oriental Weavers (ORWE) put in a good performance, benefitting from renewed Gulf institutional buy-appetite. The stock finished +1.82% on good volume. HELI finally recovered from recent losses, gaining 1.52% on sector-leading volume. Finally, Gulf-favourite Telecom Egypt (ETEL) closed out the EGX30's top performers at +1.42%. In the red, Rameda (RMDA) was by far the session's worst performer, shedding 3.56% on EGP2.3mn traded. Pharma counterpart, Ibsina Pharma (ISPH), finished second off the bottom, losing 1.93% on low volume, while Egypt Kuwait Holding EGP (EKHOA) put in very insignificant volume, on its way to a 1.91% loss at close. El Sewedy Electric (SWDY) continued its recent slump, after the BoD recommended no dividends for FY21, losing a further 1.85%, on good volume. Closing the worst performers was CCAP, leading the EGX30 gains yesterday at +7.86%, as many investors saw this an opportunity to cash out recent gains, pressuring the stock to a -1.55% close, on impressive turnover.

Key Indices Performance

Index	Open	High	Low	Close	Change (%)
EGX 30	11,563	11,627	11,524	11,568	0.04
EGX 70	1,987	2,000	1,985	1,985	(0.06)
EGX 100	2,994	3,014	2,292	2,992	(0.06)

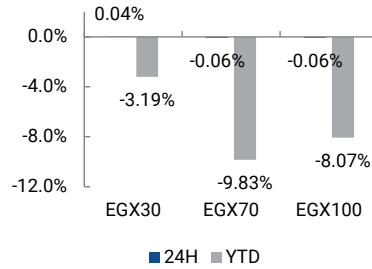
Source: EGX

CI Capital Brokerage

+20 2 2129 2270
reserach@ci-capital.com

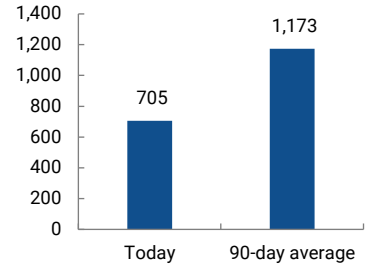
EGX Market Snapshot

Key Indices Performance



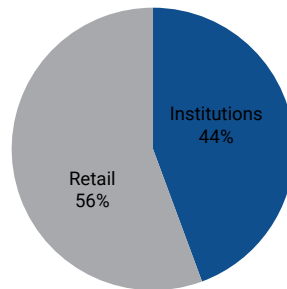
Source: EGX

Market Turnover (EGPmn)



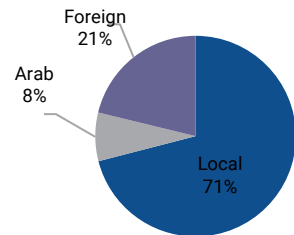
Source: EGX

Trading Activity by Investor Type



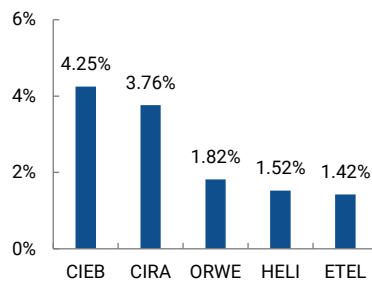
Source: EGX

Trading Activity by Nationality



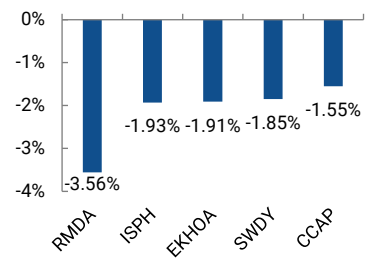
Source: EGX

EGX30 Top Performing Stocks



Source: EGX

EGX30 Worst Performing Stocks



Source: EGX

Select EGX Stocks' Performance

	Reuters	Bloomberg	Company	Market Cap (EGPmm)	Market Cap (USDmm)	GM A DTV (USD)	Open Price	Closing Price	Change (%)	52-week High	52-week Low	1M Change (%)	6M Change (%)	12M Change (%)
Financials														
	CICH.CA	CICH EY	CI Capital	4,030	256	376,499	4.05	4.03	(0.49)	5.61	2.97	(3.82)	18.53	(12.39)
	COMI.CA	COMI EY	CIB	101,467	6,457	6,545,198	51.50	51.50	-	54.15	36.53	(2.83)	10.30	12.27
	CIEB.CA	CIEB EY	Crédit Agricole Egypt	10,400	662	542,485	8.00	8.32	4.00	9.00	5.24	2.21	28.50	23.98
	HRHD.CA	HRHD EY	EFG Hermes	17,681	1,125	1,421,942	18.20	18.17	(0.16)	18.80	10.63	22.44	55.57	38.70
	HDBK.CA	HDBK EY	Housing & Dev Bank	6,444	410	283,393	42.45	42.45	-	47.97	25.00	(7.72)	11.15	34.30
	QNBA.CA	QNBA EY	QNB Al Ahli	40,058	2,549	16,076	18.59	18.59	-	20.00	13.00	(0.32)	12.67	6.35
Fintech & telecom														
	EFIH.CA	EFIH EY	E-finance	28,528	1,815		18.04	17.83	(1.16)	25.20	0.50	(4.40)		
	FWRY.CA	FWRY EY	Fawry	15,707	999	2,655,705	9.16	9.20	0.44	25.99	8.47	(24.53)	(49.67)	(55.95)
	ETEL.CA	ETEL EY	Telecom Egypt	30,386	1,934	813,243	17.55	17.80	1.42	18.37	10.12	5.33	19.62	54.38
Real Estate														
	EMFD.CA	EMFD EY	Emaar Misr	13,135	836	526,223	2.86	2.90	1.40	3.10	2.12	(1.36)	17.89	13.28
	HELI.CA	HELI EY	Heliopolis Housing	8,037	511	2,284,496	5.93	6.02	1.52	7.40	3.97	(2.59)	21.13	4.51
	MNHD.CA	MNHD EY	Madinet Nasr Housing	3,559	226	1,306,063	2.13	2.12	(0.47)	3.37	1.89	(11.05)	(22.66)	(34.23)
	ORHD.CA	ORHD EY	ODE	5,878	374	315,978	5.20	5.20	-	6.23	4.50	(7.14)	-	7.00
	PHDC.CA	PHDC EY	Palm Hills	5,244	334	457,404	1.68	1.70	1.43	2.12	1.55	(6.38)	(2.35)	(5.39)
	OCDI.CA	OCDI EY	SODIC	5,104	325	265,785	14.33	14.33	-	19.95	13.40	(3.83)	(11.10)	(8.67)
	TMGH.CA	TMGH EY	TMG	20,099	1,279	1,117,146	9.68	9.74	0.62	9.99	5.41	10.81	37.77	38.55
Consumer														
	POUL.CA	POUL EY	Cairo Poultry	1,231	78	410,742	2.59	2.57	(0.77)	4.56	2.51	(9.19)	(27.61)	(30.35)
	DICE.CA	DICE EY	Dice	361	23	275,642	0.68	0.68	-	3.45	0.66	(7.22)	(47.58)	(78.98)
	DOMT.CA	DOMT EY	Domty	1,164	74	174,365	4.18	4.12	(1.44)	5.54	3.71	(0.96)	(3.29)	(20.77)
	EAST.CA	EAST EY	Eastern Tobacco	23,625	1,503	991,582	10.51	10.50	(0.10)	14.95	10.34	(1.04)	(7.98)	(27.08)
	EFID.CA	EFID EY	Edita	5,683	362	260,995	7.86	7.86	-	9.14	6.86	(5.30)	(1.13)	(13.63)
	JUFO.CA	JUFO EY	Juhayna	6,129	390	456,030	6.60	6.51	(1.36)	7.67	3.97	(7.00)	13.81	11.66
	MTIE.CA	MTIE EY	MTI	6,149	391	1,025,289	6.45	6.36	(1.40)	10.40	5.61	(19.90)	(17.51)	(26.59)
	OLFI.CA	OLFI EY	Obour Land	2,360	150	164,457	5.99	5.90	(1.50)	8.23	4.73	(1.67)	(2.96)	(21.33)
	ORWE.CA	ORWE EY	Oriental Weavers	5,574	355	313,758	8.24	8.38	1.70	9.42	5.78	(2.56)	1.09	20.23
Education														
	CIRA.CA	CIRA EY	CIRA	6,824	434	408,768	11.71	11.71	-	14.85	10.72	(10.81)	1.65	(15.21)
	TALM.EY	TALM EY	Taaleem	2,841	181	312,626	3.89	3.89	-	6.22	1.00	(25.05)	(19.79)	
Healthcare														
	CLHO.CA	CLHO EY	Cleopatra Hospitals Group	7,488	476	637,973	4.68	4.68	-	5.50	3.70	(8.24)	5.64	(9.13)
	PHAR.CA	PHAR EY	EIPICO	3,968	252	141,485	39.98	40.01	0.08	49.00	37.01	(3.75)	(13.79)	(7.08)
	ISPH.CA	ISPH EY	Ibnsina Pharma (ISP)	3,408	217	465,518	3.62	3.55	(1.93)	5.78	2.99	(4.05)	(10.80)	(33.27)
	IDHC.CA	IDHC EY	IDH	13,194	840	55,336	21.99	21.99	-	22.00	3.94	4.76	25.66	
	RMDA.CA	RMDA EY	Rameda	2,170	138	411,875	2.25	2.17	(3.56)	2.93	1.62	(7.66)	(2.64)	(18.40)
	SPMD.CA	SPMD EY	Speed Medical	1,279	81	1,680,592	1.16	1.15	(0.69)	3.99	0.96	4.63	(49.65)	(62.20)
Industrials														
	AMOC.CA	AMOC EY	AMOC	4,804	306	809,570	3.75	3.72	(0.80)	4.48	2.33	(8.82)	1.36	13.76
	CCAP.CA	CCAP EY	Qalaa Holding	4,173	266	655,750	1.55	1.53	(1.55)	1.58	1.09	28.02	21.79	(1.23)
	SKPC.CA	SKPC EY	Sidi Kerir Petrochemicals	4,694	299	877,821	7.44	7.45	0.13	10.88	6.33	-	(18.95)	(12.78)
Fertilizers														
	ABUK.CA	ABUK EY	Abu Qir Fertilizers	26,764	1,703	1,187,816	21.00	21.21	1.00	23.07	17.90	(0.42)	9.84	(1.26)
	EFIC.CA	EFIC EY	EFIC	1,012	64	137,339	13.52	13.91	2.88	15.90	9.60	7.00	(9.79)	17.68
	EKHO.CA	EKHO EY	EK Holding	24,485	1,559	689,486	1.40	1.40	(0.29)	1.49	0.94	(0.07)	32.95	33.76
	EKHOA.CA	EKHOA EY	EK Holding	24,500	1,559		21.45	21.45	-	23.70	17.25	1.66		
	KIMA.CA	KIMA EY	KIMA	4,189	267	123,227	3.54	3.53	(0.28)	5.00	2.64	(9.02)	(22.25)	(15.35)
	MFPC.CA	MFPC EY	MOPCO	19,990	1,272	481,944	87.25	87.25	-	106.00	64.05	(4.54)	13.14	11.53
Construction & materials														
	ARCC.CA	ARCC EY	Arabian Cement	1,682	107	143,407	4.44	4.44	-	6.18	2.56	4.47	(23.32)	35.37
	SWDY.CA	SWDY EY	Elsowedy Electric	18,587	1,183	1,427,771	8.67	8.51	(1.85)	10.15	7.41	(10.33)	(2.96)	(14.30)
	ESRS.CA	ESRS EY	Ezz Dekhella	7,057	449	1,307,069	13.05	12.99	(0.46)	16.75	8.55	(5.25)	(12.82)	27.73
	IRAX.CA	IRAX EY	Ezz Steel	8,178	520	73,171	419.15	419.15	-	524.90	310.01	(0.20)	0.79	4.96
	ORAS.CA	ORAS EY	Orascom Construction	8,408	535	405,659	72.01	72.01	-	96.00	68.00	(5.39)	1.58	(23.41)
Transport														
	ALCN.CA	ALCN EY	Alex Containers	10,011	637	314,744	6.70	6.72	0.30	11.18	5.76	(20.85)	(32.33)	(11.93)
	CSAG.EY	CSAG EY	Canal Shipping	2,380	151	81,188	13.29	11.90	(10.46)	21.20	8.56	(15.00)	(36.97)	(3.80)
	AUTO.CA	AUTO EY	GB Auto	6,225	396	709,965	5.75	5.69	(1.04)	6.06	3.14	21.32	44.78	47.41

Source: EGX