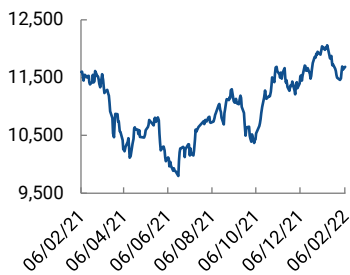


EGYPT MARKET WRAP

EGX30 index summary

6M avg. daily value (EGPmn)	522
No. of shares (bn)	221
Market cap (USDmn)	28,167
Market cap (EGPmn)	442,551
USD:EGP	15.71

EGX30 index performance



Source: EGX

06 February 2022

Market performance. It was a successful session for the EGX, starting the week on the up, adding to its recent recovery uptrend. Diminished foreign participation offered the market more freedom, with locals representing a staggering 88% of flows. All three indices finished in the green, for a third straight session. The blue chip EGX30 was up 0.44%, as local and Gulf institutions closed the day as net buyers. It was a different story on the retail-dominated EGX70, as local investors were heavy net sellers, freeing up cash ahead of the Macro Pharma IPO subscription deadline (7 February). Nonetheless, strong buying appetite from local institutions and Arab individuals sparked the index to a +0.51% close. The equal weight EGX100 rose 0.61%. Market turnover was once again weak on Sunday, albeit improved vs. last Sunday.

Turnover and flows. The big surprise today was in flows, as non-banking financial solutions topped the charts, accounting for ~24% of market turnover, on monster performance from Citadel Capital (CCAP), finishing first in activity, trading a huge EGP101mn. Real estate was a close second, as heavyweight Heliopolis Housing (HELI) finished second in turnover (EGP54mn), while fellow-EGX30 Madinet Nasr Housing Development (MNHD) and retail-favourite Zahraa Maadi Investment Development (ZMID) put in decent volumes. Basic Resources finished third, as producers Abu Qir Fertilizers (ABUK), Ezz Steel (ESRS), and Sidi Kerir Petrochemicals (SKPC) saw improved activity on recent price fluctuations in commodities.

Gainers and losers. It was a great session for the EGX30, in the absence of the foreign sell-off pressure. CCAP continued its recent uptrend, capitalising on its EGX30 inclusion, topping the charts in gains and flows on the session (+9.46%). Arabian Cement Company (ARCC) finished second in gains, +5.56%, albeit on low volume. MNHD and HELI made the most of increased inflows from local and Gulf institutions, gaining 5.0% and 2.94%, respectively. Closing the top five gainers, SKPC reversed its heavy losses on the last session, starting the week on a good performance (+2.69%). In the red, Cairo Real Estate Investment Development (CIRA) continued its recent downtrend, shedding another 2.75%. Fawry (FWRY) put in decent gains during last session, escaping its recent slump. Nonetheless, the digital payments giant was back in the EGX30 top losers today, at -1.54%, albeit on low volume. Misr Fertilizers (MFPC) finished in the top losers for a consecutive session, losing 1.13%. GB Auto (AUTO) closed last week on impressive gains, but saw a marginal reversal during today's session (-0.73%). Finally, closing the top five losers was e-finance (EFIH) at -0.29%, an insignificant loss, on very low volume.

Key Indices Performance

Index	Open	High	Low	Close	Change (%)
EGX 30	11,638	11,690	11,638	11,690	0.44
EGX 70	2,163	2,176	2,162	2,174	0.51
EGX 100	3,193	3,214	3,193	3,213	0.61

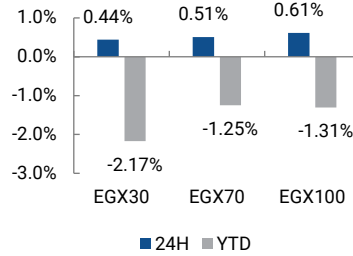
Source: EGX

CI Capital Brokerage

+20 2 2129 2270
reserach@ciicapital.com

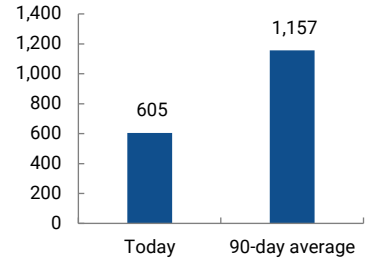
EGX Market Snapshot

Key Indices Performance



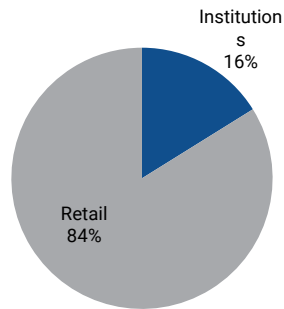
Source: EGX

Market Turnover (EGPmn)



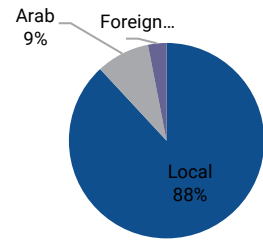
Source: EGX

Trading Activity by Investor Type



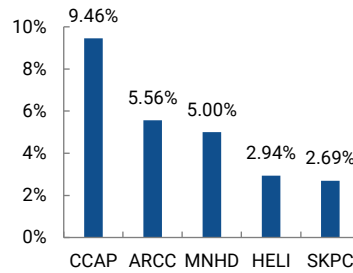
Source: EGX

Trading Activity by Nationality



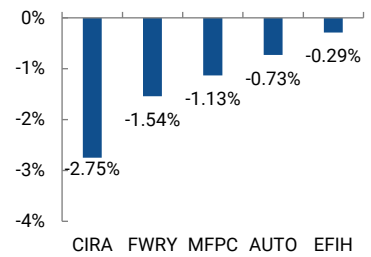
Source: EGX

EGX30 Top Performing Stocks



Source: EGX

EGX30 Worst Performing Stocks



Source: EGX

Select EGX Stocks' Performance

	Reuters	Bloomberg	Company	Market Cap (EGPmm)	Market Cap (USDmm)	GM A DTV (USD)	Open Price	Closing Price	Change (%)	52-week High	52-week Low	1M Change (%)	6M Change (%)	12M Change (%)
Financials														
	CICH.CA	CICH EY	CI Capital	4,100	261	372,429	4.14	4.10	(0.97)	5.61	2.97	(3.30)	23.12	(2.38)
	COMI.CA	COMI EY	CIB	101,664	6,474	6,536,979	51.87	51.60	(0.52)	54.15	36.53	(2.55)	19.15	8.65
	CIEB.CA	CIEB EY	Crédit Agricole Egypt	10,863	692	565,145	8.60	8.69	1.05	9.00	5.24	9.86	45.33	24.73
	HRHD.CA	HRHD EY	EFG Hermes	13,992	891	1,163,044	15.13	15.17	0.26	15.47	10.63	1.81	32.95	16.17
	HDBK.CA	HDBK EY	Housing & Dev Bank	6,808	434	299,491	45.00	44.85	(0.33)	47.97	25.00	2.12	26.52	41.56
	QNBA.CA	QNBA EY	QNB Al Ahli	40,187	2,559	16,222	18.65	18.65	-	20.00	13.00	-	13.03	7.87
Fintech & telecom														
	EFIH.CA	EFIH EY	E-finance	28,048	1,786		17.90	17.53	(2.07)	25.20	0.50	(11.87)		
	FWRY.CA	FWRY EY	Fawry	17,756	1,131	2,589,804	10.50	10.40	(0.95)	25.99	9.40	(17.00)	(44.00)	(44.29)
	ETEL.CA	ETEL EY	Telecom Egypt	28,815	1,835	900,812	16.99	16.88	(0.65)	17.55	10.12	0.78	20.66	42.93
Real Estate														
	EMFD.CA	EMFD EY	Emaar Misr	13,588	865	532,846	2.94	3.00	2.04	3.10	2.12	0.67	25.52	10.29
	HELI.CA	HELI EY	Heliopolis Housing	8,638	550	2,228,086	6.56	6.47	(1.37)	7.40	3.97	(2.27)	35.07	7.83
	MNHD.CA	MNHD EY	Madinet Nasr Housing	4,193	267	1,370,168	2.92	2.80	(4.11)	3.89	2.16	(3.11)	(12.50)	(26.83)
	ORHD.CA	ORHD EY	ODE	6,331	403	349,348	5.65	5.60	(0.88)	6.23	4.50	(2.78)	10.67	6.06
	PHDC.CA	PHDC EY	Palm Hills	5,519	351	466,527	1.81	1.79	(0.94)	2.12	1.55	(7.39)	(1.10)	3.95
	OCDI.CA	OCDI EY	SODIC	5,143	328	267,868	14.44	14.44	-	19.95	14.11	(1.03)	(10.48)	(7.97)
	TMGH.CA	TMGH EY	TMG	18,572	1,183	964,746	9.04	9.00	(0.44)	9.49	5.41	(0.99)	28.57	20.81
Consumer														
	POUL.CA	POUL EY	Cairo Poultry	1,356	86	543,081	2.85	2.83	(0.70)	4.56	2.52	(1.05)	(29.43)	(12.65)
	DICE.CA	DICE EY	Dice	415	26	328,214	0.78	0.78	0.26	3.45	0.67	0.90	(36.80)	(72.23)
	DOMT.CA	DOMT EY	Domty	1,198	76	166,391	4.26	4.24	(0.47)	5.75	3.71	2.42	-	(25.61)
	EAST.CA	EAST EY	Eastern Tobacco	23,873	1,520	990,563	10.60	10.61	0.09	15.00	10.34	(0.38)	(8.85)	(28.46)
	EFID.CA	EFID EY	Edita	5,784	368	277,537	8.10	8.00	(1.23)	9.24	6.86	(5.88)	1.27	(12.09)
	JUFO.CA	JUFO EY	Juhayna	6,590	420	470,440	7.00	7.00	-	7.67	3.97	(4.24)	22.81	2.94
	MTIE.CA	MTIE EY	MTI	7,125	454	1,042,109	7.44	7.37	(0.94)	10.40	5.61	(1.60)	(3.15)	2.13
	OLFI.CA	OLFI EY	Obour Land	2,584	165	170,632	6.45	6.46	0.16	8.23	4.73	8.94	9.49	(13.87)
	ORWE.CA	ORWE EY	Oriental Weavers	5,740	366	315,015	8.64	8.63	(0.12)	9.42	5.78	0.23	4.99	23.46
Education														
	CIRA.CA	CIRA EY	CIRA	7,431	473	400,748	12.90	12.75	(1.16)	14.85	10.72	(4.64)	8.51	(8.27)
	TALM.EY	TALM EY	Taaleem	3,279	209	295,381	4.48	4.49	0.22	6.22	1.00	(13.82)	(8.74)	
Healthcare														
	CLHO.CA	CLHO EY	Cleopatra Hospitals Group	7,760	494	669,987	4.85	4.85	-	5.62	3.70	(4.72)	6.13	(8.32)
	PHAR.CA	PHAR EY	EIPICO	4,034	257	141,360	40.81	40.68	(0.32)	49.00	37.01	(1.36)	(13.72)	(4.89)
	ISPH.CA	ISPH EY	Ibnsina Pharma (ISP)	3,696	235	487,354	3.84	3.85	0.26	5.78	2.99	(4.94)	(1.53)	(25.82)
	IDHC.CA	IDHC EY	IDH	11,886	757	56,366	19.81	19.81	-	22.00	3.94	(2.12)	10.06	
	RMDA.CA	RMDA EY	Rameda	2,360	150	415,483	2.39	2.36	(1.26)	2.93	1.62	(5.60)	2.35	(16.79)
	SPMD.CA	SPMD EY	Speed Medical	1,189	76	1,768,176	1.08	1.07	(1.02)	3.99	0.96	(14.92)	(48.95)	(55.70)
Industrials														
	AMOC.CA	AMOC EY	AMOC	4,908	313	861,100	3.85	3.80	(1.30)	4.48	2.33	1.33	0.53	14.80
	CCAP.CA	CCAP EY	Qalaa Holding	3,913	249	476,183	1.32	1.34	1.74	1.65	1.09	9.54	9.72	(17.20)
	SKPC.CA	SKPC EY	Sidi Kerir Petrochemicals	4,681	298	916,538	7.59	7.43	(2.11)	10.88	6.33	(2.11)	(29.13)	(15.97)
Fertilizers														
	ABUK.CA	ABUK EY	Abu Qir Fertilizers	26,512	1,688	1,151,432	21.03	21.01	(0.10)	23.79	17.90	(1.22)	7.91	(8.45)
	EFIC.CA	EFIC EY	EFIC	971	62	167,930	13.00	13.35	2.69	15.90	9.60	2.61	(9.12)	5.04
	EKHO.CA	EKHO EY	EK Holding	24,048	1,531	711,721	1.39	1.39	(0.22)	1.49	0.94	3.97	41.63	41.50
	EKHOA.CA	EKHOA EY	EK Holding	24,084	1,533	20,700	20.70	20.70	-	23.70	17.25	5.13		
	KIMA.CA	KIMA EY	KIMA	4,509	287	171,427	3.79	3.80	0.26	5.00	2.64	(2.81)	(13.44)	(12.44)
	MFPC.CA	MFPC EY	MOPCO	20,398	1,299	468,498	89.42	89.03	(0.44)	106.00	64.05	(4.30)	14.73	17.76
Construction & materials														
	ARCC.CA	ARCC EY	Arabian Cement	1,636	104	170,093	4.32	4.32	-	6.18	2.56	(5.68)	(15.13)	21.01
	SWDY.CA	SWDY EY	Elsowedy Electric	20,509	1,306	1,408,941	9.34	9.39	0.54	10.54	7.41	(3.20)	9.19	(8.03)
	ESRS.CA	ESRS EY	Ezz Dekhella	7,530	479	1,415,252	14.05	13.86	(1.35)	16.75	8.55	(6.35)	(11.61)	29.41
	IRAX.CA	IRAX EY	Ezz Steel	8,195	522	79,054	420.00	420.00	-	524.90	310.01	-	(1.56)	4.52
	ORAS.CA	ORAS EY	Orascom Construction	8,556	545	427,483	73.32	73.28	(0.05)	101.00	68.00	(3.57)	(0.29)	(25.47)
Transport														
	ALCN.CA	ALCN EY	Alex Containers	11,337	722	457,887	7.61	7.61	-	11.18	5.76	(9.40)	(27.73)	(3.30)
	CSAG.EY	CSAG EY	Canal Shipping	2,794	178	96,194	13.95	13.97	0.14	21.20	8.56	0.36	(25.53)	7.30
	AUTO.CA	AUTO EY	GB Auto	6,017	383	692,741	5.39	5.50	2.04	6.00	3.14	10.00	38.54	49.46

Source: EGX