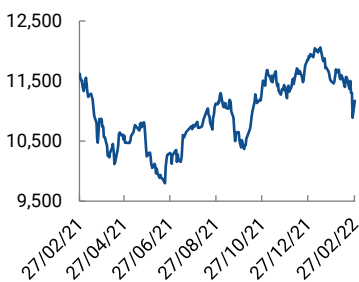


EGYPT MARKET WRAP

EGX30 index summary

6M avg. daily value (EGPmn)	522
No. of shares (bn)	221
Market cap (USDmn)	27,042
Market cap (EGPmn)	424,698
USD:EGP	15.71

EGX30 index performance



Source: EGX

27 February 2022

Market performance. It was a broad-based recovery session for the EGX in the aftermath of Thursday's freefall on Russia-Ukraine escalations. All three indices finished in the green, despite lower-than-average turnover, with heavy demand from Gulf institutions leading the way, coupled with renewed local retail interest following Thursday's panic sale. The EGX30 gained 2.60%, with only one name marginally in the red, partially recovering from last session's losses. The same can be said about the retail dominated EGX70, gaining 4.16% on the day. Finally, the equal-weight EGX100 finished the session 3.76% up. We highlight the EGX still trades on the cheap, with all indices accumulating significant losses y-t-d.

Turnover and flows. Market turnover came in at EGP567mn only, despite a higher-than-average participation from foreigners on a Sunday, as the uncertainty around the global economic and political direction continues to pressure equities. Real estate regained the lead of the turnover standings, accounting for 19% of market activity. Heliopolis Housing (HELI) saw increased interest, recovering from its freefall on Thursday, up 4.85%, on EGP19mn traded. Retail favourite Zahraa Maadi Investment Development (ZMID) continued its downtrend, shedding a further 2.69%, on good volume. Non-Banking Financial Solution came in a close second, as Citadel Capital (CCAP) recovered from Thursday's losses, up 6.74%, on EGP38mn traded. Banks finished third, as the passive non-Arab foreign outflows in Commercial International Bank (COMI) were met with strong demand from Gulf institutions, driving the stock 2.98% up, on a market leading EGP67mn turnover.

Gainers and losers. It was a broad-based recovery session for the EGX following Thursday's bloodbath, with a single stock in the red at close. Cleopatra Hospitals Group (CLHO) led the gains, +11.40%, on good volume. GB Auto (AUTO) made up for Thursday's heavy losses, after 4Q21 results came in positive, with the company reporting a significant beat against market estimates. CCAP benefitted from renewed appetite from local individuals, after finishing among the worst performers during last session (-6.90%), up 6.74%. Sidi Kerir Petrochemicals (SKPC) finished among the top performers, as commodities are on high alert, with an escalation in Russia-Ukraine tensions a potential trigger to a surge in prices. Finally, rounding out the top five, Cairo Investment Real Estate Development (CIRA) gained 5%, on increased interest from gulf institutions. The EGX30's only loser was Credit Agricole Egypt (CIEB) shedding a marginal 0.13%, on lower-than-average volume.

Key Indices Performance

Index	Open	High	Low	Close	Change (%)
EGX 30	10,891	11,174	10,891	11,174	2.60
EGX 70	1,775	1,849	1,775	1,849	4.16
EGX 100	2,721	2,823	2,721	2,823	3.76

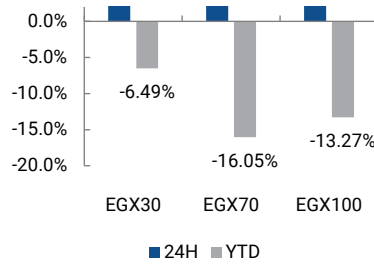
Source: EGX

CI Capital Brokerage

+20 2 2129 2270
reserach@ci-capital.com

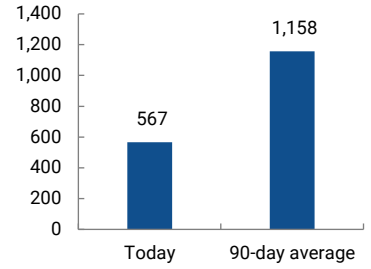
EGX Market Snapshot

Key Indices Performance



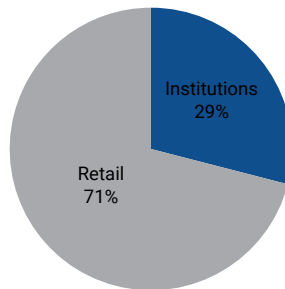
Source: EGX

Market Turnover (EGPmn)



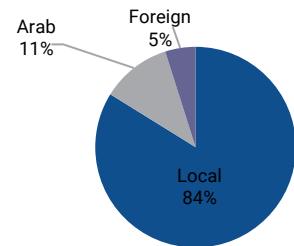
Source: EGX

Trading Activity by Investor Type



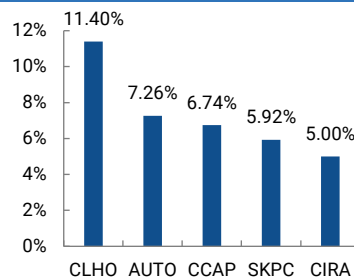
Source: EGX

Trading Activity by Nationality



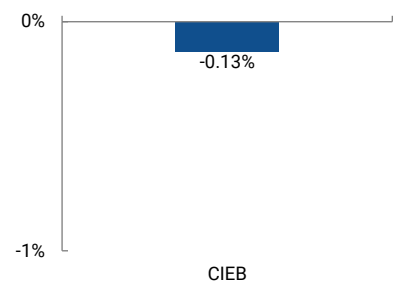
Source: EGX

EGX30 Top Performing Stocks



Source: EGX

EGX30 Worst Performing Stocks



Source: EGX

Select EGX Stocks' Performance

	Reuters	Bloomberg	Company	Market Cap (EGPmm)	Market Cap (USDmm)	GM A DTV (USD)	Open Price	Closing Price	Change (%)	52-week High	52-week Low	1M Change (%)	6M Change (%)	12M Change (%)
Financials														
	CICH.CA	CICH EY	CI Capital	3,700	235	357,967	3.60	3.70	2.78	5.61	2.97	(7.96)	(12.74)	(19.39)
	COMI.CA	COMI EY	CIB	95,360	6,058	6,664,737	47.00	48.40	2.98	54.15	36.53	(6.65)	2.59	3.49
	CIEB.CA	CIEB EY	Crédit Agricole Egypt	9,963	633	467,735	7.98	7.97	(0.13)	9.00	5.24	(0.25)	20.91	19.61
	HRHO.CA	HRHO EY	EFG Hermes	17,262	1,097	1,505,239	17.55	17.74	1.08	18.80	10.63	21.51	45.41	36.46
	HDBK.CA	HDBK EY	Housing & Dev Bank	6,169	392	260,869	40.00	40.64	1.60	47.97	25.00	(9.63)	4.50	25.98
	QNBA.CA	QNBA EY	QNB Al Ahli	36,675	2,330	16,412	17.02	17.02	-	20.00	13.00	(8.74)	(0.53)	7.38
Fintech & telecom														
	EFIH.CA	EFIH EY	E-finance	28,448	1,807		17.34	17.78	2.54	25.20	0.50		3.49	
	FWRY.CA	FWRY EY	Fawry	15,673	996	2,608,904	8.95	9.18	2.57	25.99	8.47	(10.61)	(43.26)	(54.56)
	ETEL.CA	ETEL EY	Telecom Egypt	29,652	1,884	798,234	17.36	17.37	0.06	18.37	10.12	7.02	19.14	47.83
Real Estate														
	EMFD.CA	EMFD EY	Emaar Misr	12,184	774	489,907	2.60	2.69	3.46	3.10	2.12	(3.93)	7.17	8.91
	HELI.CA	HELI EY	Heliopolis Housing	6,929	440	2,349,012	4.95	5.19	4.85	7.40	3.97	(16.69)	(2.44)	(7.65)
	MNHD.CA	MNHD EY	Madinet Nasr Housing	3,297	209	1,237,547	1.92	1.97	2.81	3.37	1.85	(18.07)	(26.11)	(37.12)
	ORHD.CA	ORHD EY	ODE	5,189	330	291,667	4.56	4.59	0.66	6.23	4.40	(11.90)	(9.11)	(19.33)
	PHDC.CA	PHDC EY	Palm Hills	4,779	304	458,518	1.50	1.55	3.75	2.12	1.43	(10.66)	(16.75)	(7.29)
	OCDI.CA	OCDI EY	SODIC	4,802	305	263,576	12.90	13.48	4.50	19.95	12.71	(5.73)	(20.66)	(15.49)
	TMGH.CA	TMGH EY	TMG	19,397	1,232	1,189,174	9.20	9.40	2.17	9.99	5.41	6.82	33.52	36.63
Consumer														
	POUL.CA	POUL EY	Cairo Poultry	1,183	75	320,210	2.41	2.47	2.49	4.56	2.37	(9.19)	(35.17)	(27.57)
	DICE.CA	DICE EY	Dice	316	20	258,968	0.57	0.60	4.20	3.33	0.56	(23.49)	(52.70)	(79.93)
	DOMT.CA	DOMT EY	Domty	1,116	71	180,991	3.88	3.95	1.80	5.54	3.71	(6.62)	(3.66)	(25.89)
	EAST.CA	EAST EY	Eastern Tobacco	23,715	1,507	1,003,633	10.42	10.54	1.15	14.95	10.26	1.35	(8.27)	(29.02)
	EFID.CA	EFID EY	Edita	5,568	354	237,244	7.70	7.70	-	9.05	6.86	(3.75)	(0.52)	(14.44)
	JUFO.CA	JUFO EY	Juhayna	5,865	373	435,301	5.94	6.23	4.88	7.67	3.97	(12.25)	12.45	7.97
	MTIE.CA	MTIE EY	MTI	5,810	369	1,050,469	5.84	6.01	2.91	9.60	5.61	(13.28)	(24.50)	(39.17)
	OLFI.CA	OLFI EY	Obour Land	2,452	156	172,675	6.13	6.13	-	8.17	4.73	(0.33)	1.32	(24.32)
	ORWE.CA	ORWE EY	Oriental Weavers	5,487	349	331,471	8.13	8.25	1.48	9.42	5.78	(1.43)	(2.83)	16.36
Education														
	CIRA.CA	CIRA EY	CIRA	6,609	420	404,753	10.80	11.34	5.00	14.85	10.54	(15.94)	(10.57)	(13.57)
	TALM.EY	TALM EY	Taaleem	2,636	167	304,147	3.50	3.61	3.14	6.22	1.00	(25.26)	(21.35)	
Healthcare														
	CLHO.CA	CLHO EY	Cleopatra Hospitals Group	7,584	482	613,522	4.30	4.74	10.23	5.50	3.70	(2.67)	10.75	(10.06)
	PHAR.CA	PHAR EY	EIPICO	3,818	243	141,679	39.70	38.50	(3.02)	49.00	37.01	(5.52)	(15.79)	(9.52)
	ISPH.CA	ISPH EY	Ibnsina Pharma (ISP)	3,216	204	445,503	3.22	3.35	4.04	5.78	2.99	(10.19)	(21.18)	(37.96)
	IDHC.CA	IDHC EY	IDH	11,868	754	67,393	19.78	19.78	-	22.00	3.94	(0.15)	13.03	
	RMDA.CA	RMDA EY	Rameda	2,160	137	410,804	2.09	2.16	3.35	2.93	1.62	(5.26)	(3.09)	(14.84)
	SPMD.CA	SPMD EY	Speed Medical	1,185	75	1,579,165	1.03	1.07	3.89	3.36	0.96	(0.84)	(54.94)	(68.86)
Industrials														
	AMOC.CA	AMOC EY	AMOC	4,624	294	817,777	3.50	3.58	2.29	4.48	2.33	(1.92)	(4.02)	14.01
	CCAP.CA	CCAP EY	Qalaa Holding	4,030	256	793,058	1.34	1.43	6.74	1.58	1.09	22.74	14.37	(3.72)
	SKPC.CA	SKPC EY	Sidi Kerir Petrochemicals	4,618	293	839,585	6.92	7.33	5.92	10.88	6.33	1.66	(15.91)	(17.41)
Fertilizers														
	ABUK.CA	ABUK EY	Abu Qir Fertilizers	26,487	1,683	1,246,144	20.80	20.99	0.91	23.07	17.90	(2.14)	9.72	(5.45)
	EFIC.CA	EFIC EY	EFIC	1,037	66	127,431	13.88	14.25	2.67	15.90	9.60	9.95	(0.97)	9.87
	EKHO.CA	EKHO EY	EK Holding	-	1,563	630,187	1.40	1.40	0.29	1.49	0.94	0.65	23.48	33.48
	EKHOA.CA	EKHOA EY	EK Holding	24,533	1,559	#VALUE!	20.96	21.39	2.05	23.70	17.25	1.86		
	KIMA.CA	KIMA EY	KIMA	3,939	250	106,211	3.26	3.32	1.84	5.00	2.64	(10.75)	(28.14)	(17.41)
	MFPC.CA	MFPC EY	MOPCO	20,499	1,302	495,726	86.00	89.47	4.03	106.00	64.05	(0.17)	8.87	15.19
Construction & materials														
	ARCC.CA	ARCC EY	Arabian Cement	1,629	103	134,754	4.30	4.30	-	6.18	2.56	1.18	(17.47)	32.31
	SWDY.CA	SWDY EY	Elsowedy Electric	17,910	1,138	1,457,752	8.00	8.20	2.50	10.03	7.41	(9.19)	(4.87)	(13.96)
	ESRS.CA	ESRS EY	Ezz Dekhella	7,318	465	1,260,555	12.90	13.47	4.42	16.75	8.55	0.97	(9.60)	26.84
	IRAX.CA	IRAX EY	Ezz Steel	8,178	520	71,730	419.15	419.15	-	524.90	310.01	(0.20)	2.81	5.78
	ORAS.CA	ORAS EY	Orascom Construction	8,173	519	398,653	69.88	70.00	0.17	95.00	68.00	(4.06)	(5.41)	(25.84)
Transport														
	ALCN.CA	ALCN EY	Alex Containers	9,981	634	269,068	5.93	6.70	12.98	11.18	5.76	(11.26)	(27.09)	(10.55)
	CSAG.EY	CSAG EY	Canal Shipping	2,052	130	66,708	10.26	10.26	-	21.20	8.56	(23.89)	(46.39)	(14.85)
	AUTO.CA	AUTO EY	GB Auto	6,301	400	696,458	5.37	5.76	7.26	6.06	3.14	20.00	39.13	51.18

Source: EGX