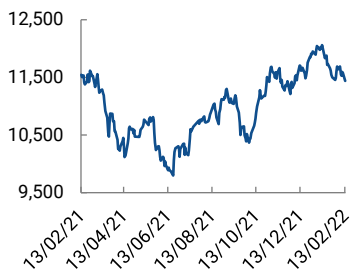


EGYPT MARKET WRAP

EGX30 index summary

6M avg. daily value (EGPmn)	529
No. of shares (bn)	221
Market cap (USDmn)	27,607
Market cap (EGPmn)	433,682
USD:EGP	15.71

EGX30 index performance



Source: EGX

13 February 2022

Market performance. It was a catastrophic session for the EGX, as growing fears of a Ukraine conflict rattled investors. Foreign investors sustained their recent sell-off momentum, albeit at a higher pace, with foreign institutions taking an EGP236mn net sell position on the day. Local investors bought the dip, but their efforts fell short from keeping the market afloat. The blue-chip EGX30 accumulated the least losses, falling 1.21%, with only five names evading the drop. The retail-dominated EGX70 was at the end of a huge sell-off, with investors opting to shift capital towards more acclaimed stocks, shedding a year-high 6.33%. The equal weight EGX100 was down 4.95% at close.

Turnover and flows. On flows, Non-banking Financial Solutions made their way back to the top of the charts, as EGX30 names Citadel Capital (CCAP) and EFG Hermes (HRHO) topped the turnover standings, trading slightly above EGP85mn each. Both names were among the five EGX30 stocks to finish in the green. Real estate came in second, as Talaat Moustafa Group (TMGH) built on recent uptrend, gaining 2.72% on EGP50mn traded. Heavyweights Heliopolis Housing (HELI) and Madinet Nasr Housing Development (MNHD) also put in good volume, amid a sustained sell-off. IT, Media & Communication finished third, as digital payments giants e-finance (EFIH) and Fawry (FWRY) finished in the red, combining for an EGP63mn turnover. Market turnover came in north of the EGP1bn mark, yet slightly-below its 90-day average.

Gainers and losers. The EGX30 had a session to forget, shedding 1.21% on the day. Only five names avoided the drop, comprising our top performers list. Topping the charts was real-estate giant TMGH building on recent gains, amid increased chatter of a potential MSCI inclusion. The name gained 2.72% on the day. GB Auto (AUTO) partially recovered its previous session losses, +2.50% at close. CCAP continued its recent run, stemming from its EGX30 inclusion. The stock rallied a further 1.30%, while topping the EGX turnover standings, on sustained local interest. Egypt Kuwait Holding EGP (EKHOA) closed the gap to its USD listing, gaining 0.93%. HRHO closed today's top performers list, +0.56%, as FAB's ongoing non-binding offer continues to attract inflows (EGP85mn turnover). In the red, Rameda (RMDA) and HELI sustained recent losses, finishing for back-to-back sessions among the EGX30's top losers, shedding 5.60% and 4.46%, respectively, on the recent foreign sell-off. Palm Hills Development (PHDC) wiped out recent gains, losing 4.82% on good volume. Ezz Steel (ESRS) and Ibsina Pharma (ISPH) closed out the worst performers at -4.29% and -4.00%, respectively, albeit on low volumes.

Key Indices Performance

Index	Open	High	Low	Close	Change (%)
EGX 30	11,579	11,589	11,419	11,438	(1.21)
EGX 70	2,116	2,116	1,983	1,983	(6.33)
EGX 100	3,140	3,140	2,982	2,985	(4.95)

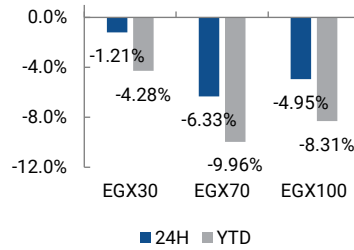
Source: EGX

CI Capital Brokerage

+20 2 2129 2270
reserach@ci-capital.com

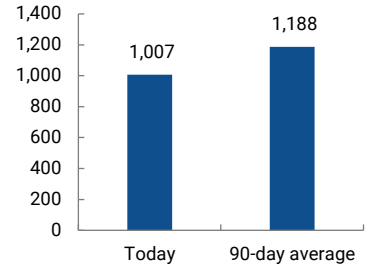
EGX Market Snapshot

Key Indices Performance



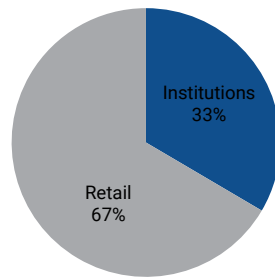
Source: EGX

Market Turnover (EGPmn)



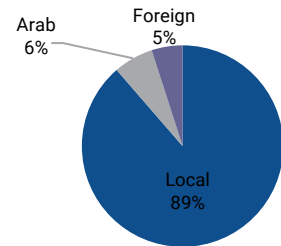
Source: EGX

Trading Activity by Investor Type



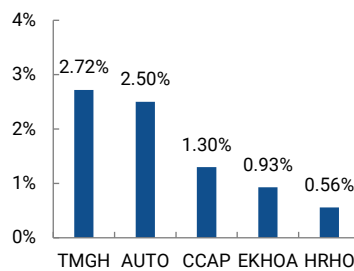
Source: EGX

Trading Activity by Nationality



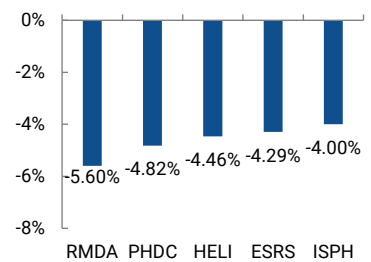
Source: EGX

EGX30 Top Performing Stocks



Source: EGX

EGX30 Worst Performing Stocks



Source: EGX

Select EGX Stocks' Performance

	Reuters	Bloomberg	Company	Market Cap (EGPmm)	Market Cap (USDmm)	GM A DTV (USD)	Open Price	Closing Price	Change (%)	52-week High	52-week Low	1M Change (%)	6M Change (%)	12M Change (%)
Financials														
	CICH.CA	CICH EY	CI Capital	3,970	253	377,035	4.17	3.97	(4.80)	5.61	2.97	(7.24)	16.08	(12.56)
	COMI.CA	COMI EY	CIB	99,714	6,347	6,604,523	50.83	50.61	(0.43)	54.15	36.53	(5.75)	12.22	10.88
	CIEB.CA	CIEB EY	Crédit Agricole Egypt	10,100	643	548,986	8.20	8.08	(1.46)	9.00	5.24	(1.70)	30.83	17.53
	HRHD.CA	HRHD EY	EFG Hermes	17,321	1,102	1,383,725	18.09	17.80	(1.60)	18.80	10.63	20.19	57.94	35.28
	HDBK.CA	HDBK EY	Housing & Dev Bank	6,251	398	287,353	42.26	41.18	(2.56)	47.97	25.00	(10.46)	15.77	27.39
	QNBA.CA	QNBA EY	QNB Al Ahli	40,058	2,550	16,220	18.00	18.59	3.28	20.00	13.00	(0.32)	12.67	10.07
Fintech & telecom														
	EFIH.CA	EFIH EY	E-finance	28,800	1,833		18.10	18.00	(0.55)	25.20	0.50	(3.85)		
	FWRY.CA	FWRY EY	Fawry	14,922	950	2,644,961	9.05	8.74	(3.43)	25.99	8.59	(31.72)	(51.58)	(57.78)
	ETEL.CA	ETEL EY	Telecom Egypt	29,396	1,871	859,251	17.36	17.22	(0.81)	18.10	10.12	(0.46)	14.49	48.83
Real Estate														
	EMFD.CA	EMFD EY	Emaar Misr	13,226	842	531,089	2.96	2.92	(1.35)	3.10	2.12	(2.67)	20.16	13.62
	HELI.CA	HELI EY	Heliopolis Housing	8,011	510	2,321,265	6.17	6.00	(2.76)	7.40	3.97	(4.76)	16.50	3.45
	MNHD.CA	MNHD EY	Madinet Nasr Housing	3,474	221	1,335,212	2.38	2.32	(2.52)	3.87	2.16	(16.25)	(28.17)	(37.81)
	ORHD.CA	ORHD EY	ODE	6,116	389	327,161	5.46	5.41	(0.92)	6.23	4.50	(3.57)	6.08	9.29
	PHDC.CA	PHDC EY	Palm Hills	5,238	333	459,143	1.73	1.70	(1.79)	2.12	1.55	(8.50)	(2.86)	(3.24)
	OCDI.CA	OCDI EY	SODIC	5,104	325	271,184	14.25	14.33	0.56	19.95	13.75	(5.16)	(10.44)	(9.07)
	TMGH.CA	TMGH EY	TMG	20,244	1,289	1,095,379	9.75	9.81	0.62	9.99	5.41	8.28	36.44	37.59
Consumer														
	POUL.CA	POUL EY	Cairo Poultry	1,284	82	423,955	2.72	2.68	(1.47)	4.56	2.52	(6.62)	(24.51)	(29.10)
	DICE.CA	DICE EY	Dice	363	23	284,438	0.70	0.68	(2.43)	3.45	0.67	(8.92)	(47.38)	(78.08)
	DOMT.CA	DOMT EY	Domty	1,173	75	174,229	4.24	4.15	(2.12)	5.54	3.71	(1.19)	(3.04)	(22.86)
	EAST.CA	EAST EY	Eastern Tobacco	23,625	1,504	984,401	10.60	10.50	(0.94)	14.95	10.34	(2.78)	(8.14)	(29.53)
	EFID.CA	EFID EY	Edita	5,770	367	264,167	7.95	7.98	0.38	9.24	3.86	(3.86)	0.50	(12.31)
	JUFO.CA	JUFO EY	Juhayna	6,326	403	459,299	6.43	6.72	4.51	7.67	3.97	(5.75)	16.87	12.00
	MTIE.CA	MTIE EY	MTI	6,284	400	1,025,803	6.63	6.50	(1.96)	10.40	5.61	(16.24)	(15.36)	(7.67)
	OLFI.CA	OLFI EY	Obour Land	2,444	156	168,095	6.11	6.11	-	8.23	4.73	1.83	(0.65)	(17.99)
	ORWE.CA	ORWE EY	Oriental Weavers	5,474	348	314,407	8.38	8.23	(1.79)	9.42	5.78	(4.86)	(1.20)	19.45
Education														
	CIRA.CA	CIRA EY	CIRA	6,859	437	408,293	11.81	11.77	(0.34)	14.85	10.72	(11.77)	1.55	(14.34)
	TALM.EY	TALM EY	Taaleem	3,045	194	303,288	4.27	4.17	(2.34)	6.22	1.00	(16.43)	(13.66)	
Healthcare														
	CLHO.CA	CLHO EY	Cleopatra Hospitals Group	7,568	482	632,531	4.82	4.73	(1.87)	5.50	3.70	(7.98)	5.58	(9.90)
	PHAR.CA	PHAR EY	EIPICO	3,973	253	142,194	40.11	40.06	(0.12)	49.00	37.01	(3.63)	(12.49)	(6.82)
	ISPH.CA	ISPH EY	Ibnsina Pharma (ISP)	3,456	220	471,157	3.71	3.60	(2.96)	5.78	2.99	(3.23)	(11.55)	(29.55)
	IDHC.CA	IDHC EY	IDH	13,194	840	55,769	21.99	21.99	-	22.00	3.94	8.65	22.17	
	RMDA.CA	RMDA EY	Rameda	2,190	139	414,852	2.27	2.19	(3.52)	2.93	1.62	(11.34)	(3.08)	(17.17)
	SPMD.CA	SPMD EY	Speed Medical	1,227	78	1,699,021	1.13	1.11	(2.12)	3.99	0.96	(2.56)	(48.80)	(64.78)
Industrials														
	AMOC.CA	AMOC EY	AMOC	4,701	299	820,140	3.74	3.64	(2.67)	4.48	2.33	(9.45)	(1.89)	9.97
	CCAP.CA	CCAP EY	Qalaa Holding	4,003	255	598,243	1.47	1.41	(4.03)	1.59	1.09	14.96	11.23	(10.96)
	SKPC.CA	SKPC EY	Sidi Kerir Petrochemicals	4,549	290	914,367	7.42	7.22	(2.70)	10.88	6.33	(5.37)	(22.99)	(17.56)
Fertilizers														
	ABUK.CA	ABUK EY	Abu Qir Fertilizers	26,247	1,671	1,192,469	20.70	20.80	0.48	23.07	17.90	(4.28)	6.23	(4.81)
	EFIC.CA	EFIC EY	EFIC	973	62	141,189	14.00	13.37	(4.50)	15.90	9.60	2.14	(10.51)	10.95
	EKHO.CA	EKHO EY	EK Holding	24,570	1,564	715,067	1.40	1.40	(0.36)	1.49	0.94	(1.13)	36.96	34.09
	EKHOA.CA	EKHOA EY	EK Holding	24,572	1,564	20,800	21.60	21.60	3.85	23.70	17.25	2.37		
	KIMA.CA	KIMA EY	KIMA	4,224	269	130,789	3.67	3.56	(3.00)	5.00	2.64	(10.10)	(21.06)	(17.21)
	MFPC.CA	MFPC EY	MOPCO	20,139	1,282	483,470	88.39	87.90	(0.55)	106.00	64.05	(4.46)	12.69	14.50
Construction & materials														
	ARCC.CA	ARCC EY	Arabian Cement	1,682	107	152,766	4.51	4.44	(1.55)	6.18	2.56	(1.99)	(24.62)	28.32
	SWDY.CA	SWDY EY	Elsowedy Electric	18,784	1,196	1,437,578	8.73	8.60	(1.49)	10.24	7.41	(10.42)	(1.60)	(15.27)
	ESRS.CA	ESRS EY	Ezz Dekhella	7,035	448	1,337,814	13.30	12.95	(2.63)	16.75	8.55	(7.89)	(11.90)	28.22
	IRAX.CA	IRAX EY	Ezz Steel	8,178	521	74,560	417.00	419.15	0.52	524.90	310.01	(0.20)	0.14	4.83
	ORAS.CA	ORAS EY	Orascom Construction	8,395	534	412,102	72.00	71.90	(0.14)	96.00	68.00	(7.35)	1.86	(24.35)
Transport														
	ALCN.CA	ALCN EY	Alex Containers	9,937	632	325,642	7.11	6.67	(6.19)	11.18	5.76	(21.62)	(35.62)	(13.94)
	CSAG EY	CSAG EY	Canal Shipping	2,654	169	83,143	13.65	13.27	(2.78)	21.20	8.56	(5.21)	(31.95)	3.11
	AUTO.CA	AUTO EY	GB Auto	6,280	400	713,454	5.90	5.74	(2.71)	6.06	3.14	21.87	45.32	44.22

Source: EGX