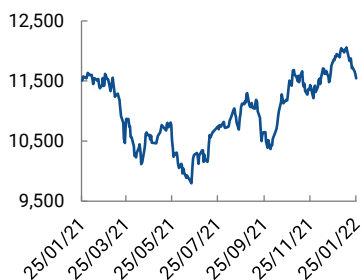


## EGYPT MARKET WRAP

### EGX30 index summary

6M avg. daily value (EGPmn)	520
No. of shares (bn)	221
Market cap (USDmn)	25,426
Market cap (EGPmn)	399,446
USD:EGP	15.71

### EGX30 index performance



Source: EGX

## 25 January 2022

**Market performance.** Following an abysmal performance during yesterday's session, the EGX reported mixed results today. Retail regained dominance of the market activity, representing 59% of flows. The foreign sell-off sustained, with Gulf and foreign institutions heavy net sellers on the session, for a combined EGP72mn. Locals tried to keep the market afloat, while stocking up on the best buys, with both locals and individuals taking high net buy positions. Their efforts, however, were insufficient to get the blue-chip EGX30 back to winning ways, as it continued its recent downtrend, losing 0.63%. The retail dominated EGX70, conversely, finished 0.34% in the green, leading the equal-weight EGX100 to a +0.28% close. Market turnover decreased from yesterday's busy session, recording EGP688mn.

**Turnover and flows.** Real estate found its way back to the top of the EGX turnover charts during today's session, holding a 21% share of market activity. The bulk came from EGX30 heavyweights Heliopolis Housing (HELI) and Talaat Moustafa Group (TMG), coupled with an impressive performance by retail favourite Zahraa Maadi (ZMID), which gained 4.81%, on incredible volume. Food, beverages, and tobacco came in second, on significantly high volume in Juhayna Food Industries (JUFO). Banks finished third, fuelled by Commercial International Bank (COMI)'s turnover, albeit low in the name's standards, ending the session 1.33% in the red.

**Gainers and losers.** Topping the EGX30 charts today were Speed Medical (SPMD) and Aspire Capital (ASPI). Both were among the top losers yesterday, as locals finished net sellers on the session. However, as local buying appetite recovered, they partially recovered from yesterday's losses, finishing +2.16% and +1.82%, respectively. HELI came in third, boosted by strong local institutional demand, gaining 1.63%. Fellow real-estate giant Madinat Nasr Housing Development (MNHD) followed suit, albeit on lower volume, ending the session 1.52% in the green. Closing out today's top gainers was Rameda (RMDA), on renewed interest, gaining 1.32%. In the red, Fawry (FWRY) is in free fall, shedding a further 2.39%, as the name looks closer-than-ever to a prominent MSCI downgrade. Alexandria Mineral Oils Co. (AMOC) shed 2.14%. COMI lowered the blue-chip index, as it lost 1.33%, on sustained foreign sell-off, which also pressured Oriental Weavers (ORWE) and Telecom Egypt (ETEL) to 1.29% and 1.21% losses, respectively.

### CI Capital Brokerage

+20 2 2129 2270  
reserach@ciicapital.com

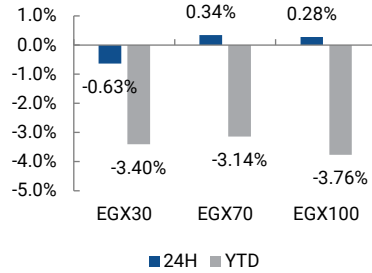
### Key Indices Performance

Index	Open	High	Low	Close	Change (%)
EGX 30	11,616	11,625	11,517	11,542	(0.63)
EGX 70	2,133	2,151	2,130	2,140	0.34
EGX 100	3,133	3,156	3,132	3,141	0.28

Source: EGX

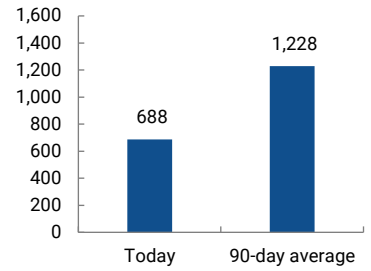
## EGX Market Snapshot

### Key Indices Performance



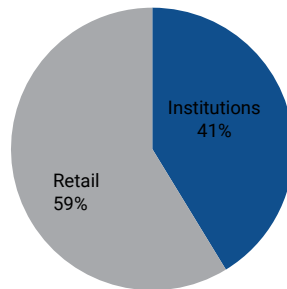
Source: EGX

### Market Turnover (EGPmn)



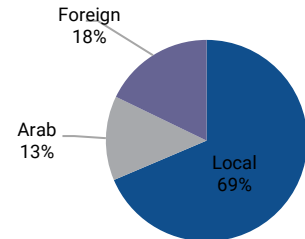
Source: EGX

### Trading Activity by Investor Type



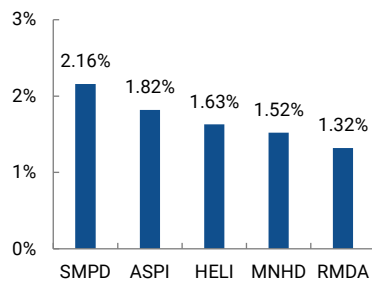
Source: EGX

### Trading Activity by Nationality



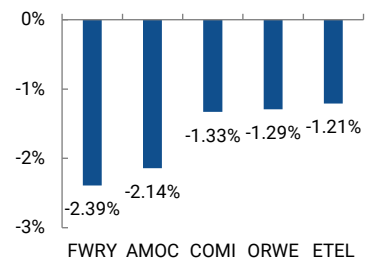
Source: EGX

### EGX30 Top Performing Stocks



Source: EGX

### EGX30 Worst Performing Stocks



Source: EGX

## Select EGX Stocks' Performance

	Reuters	Bloomberg	Company	Market Cap (EGPmm)	Market Cap (USDmm)	GM A DTV (USD)	Open Price	Closing Price	Change (%)	52-week High	52-week Low	1M Change (%)	6M Change (%)	12M Change (%)
<b>Financials</b>														
	CICH.CA	CICH EY	CI Capital	4,170	265	379,078	4.21	4.17	(0.95)	5.61	2.97	3.47	29.50	(0.48)
	COMI.CA	COMI EY	CIB	102,453	6,521	6,430,530	53.00	52.00	(1.89)	54.15	36.53	2.28	20.71	9.51
	CIEB.CA	CIEB EY	Crédit Agricole Egypt	10,000	637	580,098	8.16	8.00	(1.96)	8.62	5.24	(4.16)	35.02	14.34
	HRHD.CA	HRHD EY	EFG Hermes	13,282	845	1,168,740	14.57	14.40	(1.17)	15.45	10.63	(3.42)	28.38	9.64
	HDBK.CA	HDBK EY	Housing & Dev Bank	6,978	444	317,955	45.97	45.97	-	47.97	25.00	4.79	28.62	40.12
	QNBA.CA	QNBA EY	QNB Al Ahli	40,187	2,558	16,591	18.65	18.65	-	20.00	13.00	16.56	13.03	3.67
<b>Fintech &amp; telecom</b>														
	EFIH.CA	EFIH EY	E-finance	29,008	1,846	18.69	18.69	18.13	(3.00)	25.20	0.50	1.68		
	FWRY.CA	FWRY EY	Fawry	19,941	1,269	2,452,094	11.95	11.68	(2.26)	25.99	10.15	(1.43)	(37.41)	(27.60)
	ETEL.CA	ETEL EY	Telecom Egypt	28,525	1,816	990,563	16.90	16.71	(1.12)	17.55	10.12	4.83	20.13	41.73
<b>Real Estate</b>														
	EMFD.CA	EMFD EY	Emaar Misr	13,362	850	534,401	3.00	2.95	(1.67)	3.10	2.12	(1.67)	21.90	17.06
	HELI.CA	HELI EY	Heliopolis Housing	8,611	548	2,176,661	6.52	6.45	(1.07)	7.40	3.97	(4.73)	34.94	6.44
	MNHD.CA	MNHD EY	Madinet Nasr Housing	4,073	259	1,368,355	2.77	2.72	(1.81)	3.96	2.16	2.26	(14.54)	(27.09)
	ORHD.CA	ORHD EY	ODE	6,274	399	346,171	5.53	5.55	0.36	6.23	4.50	(2.63)	3.74	14.91
	PHDC.CA	PHDC EY	Palm Hills	5,549	353	456,144	1.84	1.80	(1.96)	2.12	1.46	(6.05)	(3.74)	20.79
	OCDI.CA	OCDI EY	SODIC	5,240	334	273,748	14.76	14.71	(0.34)	19.95	14.11	(2.19)	(15.02)	(5.95)
	TMGH.CA	TMGH EY	TMG	18,696	1,190	895,071	8.97	9.06	1.00	9.49	5.41	4.38	27.79	26.18
<b>Consumer</b>														
	POUL.CA	POUL EY	Cairo Poultry	1,356	86	646,843	2.83	2.83	-	4.56	2.52	-	(7.52)	(11.01)
	DICE.CA	DICE EY	Dice	385	25	357,653	0.73	0.73	(0.27)	3.45	0.67	2.54	(40.02)	(64.54)
	DOMT.CA	DOMT EY	Domty	1,187	76	151,883	4.20	4.20	-	5.78	3.71	1.45	4.48	(21.79)
	EAST.CA	EAST EY	Eastern Tobacco	24,300	1,547	987,067	10.80	10.80	-	15.39	10.34	0.09	(9.40)	(24.05)
	EFID.CA	EFID EY	Edita	6,001	382	265,566	8.30	8.30	-	9.32	6.86	1.10	7.79	(9.88)
	JUFO.CA	JUFO EY	Juhayna	6,693	426	459,205	7.08	7.11	0.42	7.67	3.97	1.57	27.65	4.56
	MTIE.CA	MTIE EY	MTI	7,415	472	984,286	8.02	7.67	(4.36)	10.40	5.61	21.36	9.57	2.32
	OLFI.CA	OLFI EY	Obour Land	2,424	154	168,912	6.00	6.06	1.00	8.23	4.73	5.39	9.39	(8.46)
	ORWE.CA	ORWE EY	Oriental Weavers	5,793	369	317,976	8.72	8.71	(0.11)	9.42	5.78	4.94	8.47	19.32
<b>Education</b>														
	CIRA.CA	CIRA EY	CIRA	7,809	497	399,424	14.00	13.40	(4.29)	14.85	10.72	(4.08)	12.70	(4.22)
	TALM.EY	TALM EY	Taaleem	3,527	225	299,174	4.96	4.83	(2.62)	6.22	1.00	(7.12)	(8.00)	
<b>Healthcare</b>														
	CLHO.CA	CLHO EY	Cleopatra Hospitals Group	8,000	509	708,482	5.03	5.00	(0.60)	5.62	3.70	2.88	8.70	3.09
	PHAR.CA	PHAR EY	EIPICO	4,072	259	145,691	41.24	41.06	(0.44)	49.00	37.01	(0.22)	(8.80)	(3.09)
	ISPH.CA	ISPH EY	Ibnsina Pharma (ISP)	3,571	227	567,998	3.76	3.72	(1.06)	5.78	2.99	(3.38)	-	(29.41)
	IDHC.CA	IDHC EY	IDH	11,886	757	68,417	19.81	19.81	-	22.00	3.94	3.72	13.20	
	RMDA.CA	RMDA EY	Rameda	2,380	151	478,222	2.45	2.38	(2.86)	2.93	1.62	(10.53)	10.59	(13.75)
	SPMD.CA	SPMD EY	Speed Medical	1,254	80	1,836,267	1.14	1.13	(0.79)	3.99	0.96	(4.96)	(47.88)	(44.99)
<b>Industrials</b>														
	AMOC.CA	AMOC EY	AMOC	5,179	330	883,970	4.12	4.01	(2.67)	4.48	2.33	10.77	10.77	22.63
	CCAP.CA	CCAP EY	Qalaa Holding	3,721	237	447,893	1.22	1.21	(1.07)	1.65	1.09	(1.87)	3.16	(22.63)
	SKPC.CA	SKPC EY	Sidi Kerir Petrochemicals	4,706	300	945,108	7.57	7.47	(1.32)	10.88	6.33	4.92	(28.00)	(18.36)
<b>Fertilizers</b>														
	ABUK.CA	ABUK EY	Abu Qir Fertilizers	26,979	1,717	1,115,728	21.48	21.38	(0.47)	24.24	17.90	7.44	8.36	0.09
	EFIC.CA	EFIC EY	EFIC	938	60	209,787	12.89	12.89	-	15.90	9.60	(0.77)	(8.52)	5.57
	EKHO.CA	EKHO EY	EK Holding	-	1,541	714,282	1.40	1.40	(0.07)	1.49	0.94	3.79	43.09	43.85
	EKHOA.CA	EKHOA EY	EK Holding	24,213	1,541	#VALUE!	20.90	20.80	(0.48)	23.70	17.25	0.43		
	KIMA.CA	KIMA EY	KIMA	4,604	293	179,056	3.92	3.88	(1.02)	5.00	2.64	6.89	12.79	(6.28)
	MFPC.CA	MFPC EY	MOPCO	20,847	1,327	467,033	92.00	90.99	(1.10)	106.00	64.05	(1.10)	15.31	33.10
<b>Construction &amp; materials</b>														
	ARCC.CA	ARCC EY	Arabian Cement	1,610	102	180,168	4.25	4.25	-	6.18	2.56	1.43	(19.66)	16.44
	SWDY.CA	SWDY EY	Elsewedy Electric	20,422	1,300	1,442,800	9.45	9.35	(1.06)	10.65	7.41	(1.58)	10.00	(10.61)
	ESRS.CA	ESRS EY	Ezz Dekhella	7,421	472	1,474,780	13.77	13.66	(0.80)	16.75	8.55	(5.66)	5.81	24.29
	IRAX.CA	IRAX EY	Ezz Steel	8,195	522	83,304	420.00	420.00	-	524.90	310.01	(3.39)	10.50	3.35
	ORAS.CA	ORAS EY	Orascom Construction	8,874	565	444,965	76.00	76.00	-	102.80	68.00	(0.01)	1.79	(18.66)
<b>Transport</b>														
	ALCN.CA	ALCN EY	Alex Containers	12,827	816	506,791	8.57	8.61	0.47	11.18	5.76	8.99	4.24	14.65
	CSAG.EY	CSAG EY	Canal Shipping	2,748	175	113,086	13.63	13.74	0.81	21.20	8.56	13.46	(18.65)	(3.17)
	AUTO.CA	AUTO EY	GB Auto	5,197	331	695,949	4.84	4.75	(1.86)	5.17	3.14	(2.46)	36.89	33.05

Source: EGX