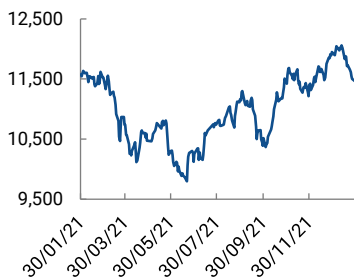


EGYPT MARKET WRAP

EGX30 index summary

6M avg. daily value (EGPmn)	523
No. of shares (bn)	221
Market cap (USDmn)	25,200
Market cap (EGPmn)	395,885
USD:EGP	15.71

EGX30 index performance



Source: EGX

30 January 2022

Market performance. Coming off a long weekend, the EGX started the session on the up, looking to reverse recent losses. However, renewed foreign selling appetite on low volume, coupled with a local retail sell-off pressured the market to added losses down the road. All three indices closed in the red, with the EGX30 accumulating the least losses, ending the session -0.37%. The retail-dominated EGX70 closed -1.29% on the day, while the equal-weight EGX100 lost 1.05%.

Turnover and flows. Turnover came in well-below average, as low foreign participation on Sundays weighed on market activity. Nevertheless, banks saw the bulk of the action, with passive foreign outflows pushing Commercial International Bank's (COMI) volume up. The bank topped the EGX value traded charts at EGP42mn. Real estate came in second, as retail favourite Zahraa Maadi Investment Development (ZMID) saw huge activity, with ~EGP16mn traded. IT, Media and Communication finished third, as Orascom Investment Holding (OIH), digital payments leader, Fawry (FWRY), closed in the red, on good volume, suffering the impact of local and foreign sell-offs, respectively.

Gainers and losers. The EGX30 continued its recent downtrend, on sustained foreign sell-off pressure. Ten names finished in the green, nonetheless, all reporting marginal gains. Alexandria Mineral Oils Company (AMOC) topped the charts, on the recent uptrend in oil prices, as Brent hit USD90/bbl. Orascom Development Egypt (ORHD) came in second, partially reversing its significant losses during the last session (+0.77%). Telecom Egypt (ETEL) finished in the green, on increased buying appetite from gulf institutions, gaining 0.74%. Ezz Steel (ESRS) and Sidi Kerir Petrochemicals (SKPC) both closed on marginal gains, powered by the recent uptrend in commodity prices. In the red, Cairo Investment Real Estate Development (CIRA) was the EGX30's biggest loser, at -3.41%, albeit on insignificant volume, trading 267 shares only. Talaat Moustafa Group (TMGH) closed the session -3.18%, on increased local pressure. GB Auto (AUTO) saw momentum reverse from its recent gains, shedding 2.29%, albeit on low volume. Palm Hills Development (PHDC) suffered the impact of the retail sell-off, losing 2.13%, while Fawry's (FWRY) recent downtrend sustains, with the stock setting another 52-week low close at EGP10.06/share.

Key Indices Performance

Index	Open	High	Low	Close	Change (%)
EGX 30	11,500	11,514	11,457	11,457	(0.37)
EGX 70	2,130	2,133	2,102	2,103	(1.29)
EGX 100	3,127	3,132	3,094	3,094	(1.05)

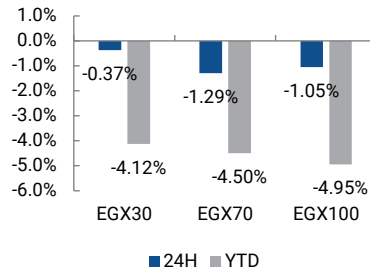
Source: EGX

CI Capital Brokerage

+20 2 2129 2270
reserach@ci-capital.com

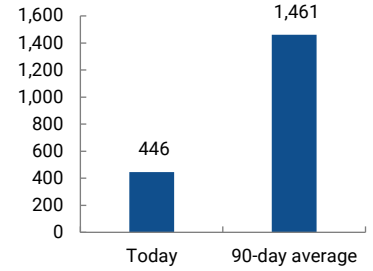
EGX Market Snapshot

Key Indices Performance



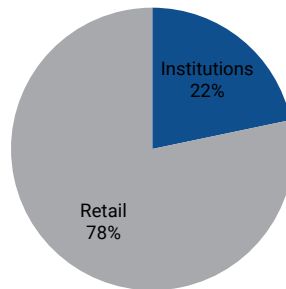
Source: EGX

Market Turnover (EGPmn)



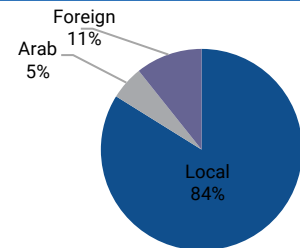
Source: EGX

Trading Activity by Investor Type



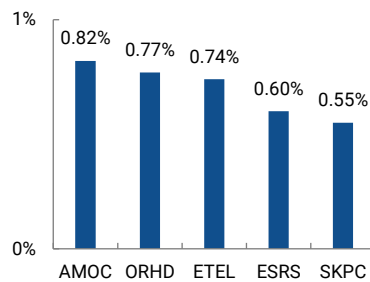
Source: EGX

Trading Activity by Nationality



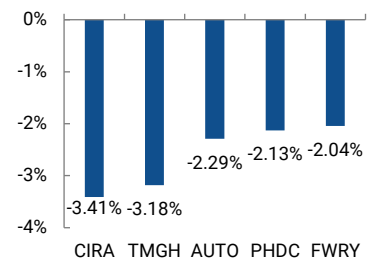
Source: EGX

EGX30 Top Performing Stocks



Source: EGX

EGX30 Worst Performing Stocks



Source: EGX

Select EGX Stocks' Performance

	Reuters	Bloomberg	Company	Market Cap (EGPmm)	Market Cap (USDmn)	GM A DTV (USD)	Open Price	Closing Price	Change (%)	52-week High	52-week Low	1M Change (%)	6M Change (%)	12M Change (%)
Financials														
	CICH.CA	CICH EY	CI Capital	3,970	252	374,651	4.02	3.97	(1.24)	5.61	2.97	(6.37)	16.42	(7.89)
	COMI.CA	COMI EY	CIB	102,196	6,493	6,493,075	51.85	51.87	0.04	54.15	36.53	(2.11)	21.12	9.81
	CIEB.CA	CIEB EY	Crédit Agricole Egypt	10,000	635	563,941	7.99	8.00	0.13	8.62	5.24	(4.99)	35.08	14.46
	HRHD.CA	HRHD EY	EFG Hermes	13,374	850	1,167,054	14.60	14.50	(0.68)	15.45	10.63	(2.09)	25.00	10.13
	HDBK.CA	HDBK EY	Housing & Dev Bank	6,717	427	308,202	44.97	44.25	(1.60)	47.97	25.00	0.45	27.30	41.52
	QNBA.CA	QNBA EY	QNB Al Ahli	40,187	2,553	16,144	18.65	18.65	-	20.00	13.00	5.31	13.03	7.74
Fintech & telecom														
	EFIH.CA	EFIH EY	E-finance	27,248	1,731		17.18	17.03	(0.87)	25.20	0.50	(16.07)		
	FWRY.CA	FWRY EY	Fawry	17,175	1,091	2,575,358	10.27	10.06	(2.04)	25.99	9.92	(21.47)	(47.55)	(42.12)
	ETEL.CA	ETEL EY	Telecom Egypt	27,825	1,768	920,840	16.23	16.30	0.43	17.55	10.12	(2.80)	15.68	39.79
Real Estate														
	EMFD.CA	EMFD EY	Emaar Misr	12,682	806	524,675	2.80	2.80	-	3.10	2.12	(6.04)	18.14	6.06
	HELI.CA	HELI EY	Heliopolis Housing	8,251	524	2,175,227	6.23	6.18	(0.80)	7.40	3.97	(7.90)	26.90	1.15
	MNHD.CA	MNHD EY	Madinet Nasr Housing	4,088	260	1,345,049	2.76	2.73	(1.09)	3.93	2.16	(6.51)	(16.77)	(28.66)
	ORHD.CA	ORHD EY	ODE	5,935	377	346,442	5.21	5.25	0.77	6.23	4.50	(12.50)	(2.60)	(1.13)
	PHDC.CA	PHDC EY	Palm Hills	5,235	333	468,208	1.74	1.70	(2.13)	2.12	1.54	(14.75)	(8.75)	8.15
	OCDI.CA	OCDI EY	SODIC	5,094	324	267,162	14.30	14.30	-	19.95	14.11	(0.97)	(14.27)	(9.49)
	TMGH.CA	TMGH EY	TMG	17,582	1,117	913,253	8.80	8.52	(3.18)	9.49	5.41	(6.06)	18.50	13.90
Consumer														
	POUL.CA	POUL EY	Cairo Poultry	1,289	82	629,366	2.72	2.69	(1.10)	4.56	2.52	(4.27)	(30.49)	(18.73)
	DICE.CA	DICE EY	Dice	413	26	355,420	0.78	0.78	0.13	3.45	0.67	4.84	(40.05)	(70.45)
	DOMT.CA	DOMT EY	Domty	1,187	75	160,719	4.23	4.20	(0.71)	5.78	3.71	2.19	(5.41)	(24.87)
	EAST.CA	EAST EY	Eastern Tobacco	23,423	1,488	979,051	10.40	10.41	0.10	15.03	10.34	(2.89)	(11.55)	(30.60)
	EFID.CA	EFID EY	Edita	5,784	368	261,843	8.00	8.00	-	9.24	6.86	(5.55)	3.90	(11.41)
	JUFO.CA	JUFO EY	Juhayna	6,590	419	497,629	7.10	7.00	(1.41)	7.67	3.97	(8.50)	25.00	(0.14)
	MTIE.CA	MTIE EY	MTI	6,584	418	1,023,699	6.93	6.81	(1.73)	10.40	5.61	(1.02)	(7.47)	(7.07)
	OLFI.CA	OLFI EY	Obour Land	2,460	156	171,239	6.15	6.15	-	8.23	4.73	4.95	6.77	(14.58)
	ORWE.CA	ORWE EY	Oriental Weavers	5,580	355	320,548	8.37	8.39	0.24	9.42	5.78	(3.45)	1.70	17.34
Education														
	CIRA.CA	CIRA EY	CIRA	7,862	499	391,411	13.49	13.49	-	14.85	10.72	(0.88)	17.51	(3.44)
	TALM.EY	TALM EY	Taaleem	3,527	224	290,272	4.83	4.83	-	6.22	1.00	(7.29)	(2.82)	
Healthcare														
	CLHO.CA	CLHO EY	Cleopatra Hospitals Group	7,792	495	688,146	4.87	4.87	-	5.62	3.70	(1.02)	2.10	1.04
	PHAR.CA	PHAR EY	EIPICO	4,041	257	144,312	40.75	40.75	-	49.00	37.01	(2.74)	(13.52)	1.62
	ISPH.CA	ISPH EY	Ibnsina Pharma (ISP)	3,600	229	550,409	3.73	3.75	0.54	5.78	2.99	(7.86)	(2.34)	(27.18)
	IDHC.CA	IDHC EY	IDH	11,886	755	66,183	19.81	19.81	-	22.00	3.94	(2.12)	13.20	
	RMDA.CA	RMDA EY	Rameda	2,250	143	471,504	2.28	2.25	(1.32)	2.93	1.62	(6.25)	2.00	(17.07)
	SPMD.CA	SPMD EY	Speed Medical	1,188	75	1,788,959	1.08	1.07	(0.56)	3.99	0.96	(15.93)	(52.82)	(48.76)
Industrials														
	AMOC.CA	AMOC EY	AMOC	4,753	302	898,816	3.65	3.68	0.82	4.48	2.33	0.55	3.08	13.23
	CCAP.CA	CCAP EY	Qalaa Holding	3,634	231	443,557	1.16	1.15	(1.29)	1.65	1.09	(4.98)	(6.22)	(27.51)
	SKPC.CA	SKPC EY	Sidi Kerir Petrochemicals	4,555	289	927,855	7.21	7.23	0.28	10.88	6.33	(7.31)	(29.75)	(19.14)
Fertilizers														
	ABUK.CA	ABUK EY	Abu Qir Fertilizers	26,752	1,700	1,142,061	21.45	21.20	(1.17)	24.24	17.90	(1.40)	6.96	(6.11)
	EFIC.CA	EFIC EY	EFIC	943	60	197,131	12.96	12.96	-	15.90	9.60	(0.99)	(12.67)	1.49
	EKHO.CA	EKHO EY	EK Holding	-	1,544	704,857	1.40	1.40	-	1.49	0.94	5.76	40.20	46.14
	EKHOA.CA	EKHOA EY	EK Holding	24,291	1,543	#VALUE!	21.00	21.00	-	23.70	17.25	6.87		
	KIMA.CA	KIMA EY	KIMA	4,378	278	177,804	3.72	3.69	(0.81)	5.00	2.64	(6.11)	(2.89)	(12.56)
	MFPC.CA	MFPC EY	MOPCO	20,533	1,305	463,672	89.62	89.62	-	106.00	64.05	(8.07)	18.05	26.81
Construction & materials														
	ARCC.CA	ARCC EY	Arabian Cement	1,610	102	173,184	4.25	4.25	-	6.18	2.56	(5.97)	(19.51)	21.43
	SWDY.CA	SWDY EY	Elsewedy Electric	19,767	1,256	1,436,865	9.03	9.05	0.22	10.54	7.41	(7.93)	2.61	(13.06)
	ESRS.CA	ESRS EY	Ezz Deikhella	7,323	465	1,441,905	13.34	13.48	1.05	16.75	8.55	(10.07)	0.67	21.01
	IRAX.CA	IRAX EY	Ezz Steel	8,195	521	80,429	420.00	420.00	-	524.90	310.01	-	8.83	2.32
	ORAS.CA	ORAS EY	Orascom Construction	8,379	532	430,821	72.96	71.76	(1.64)	102.80	68.00	(5.44)	(7.39)	(25.37)
Transport														
	ALCN.CA	ALCN EY	Alex Containers	11,263	716	504,031	7.55	7.56	0.13	11.18	5.76	(10.00)	(20.50)	(3.69)
	CSAG.EY	CSAG EY	Canal Shipping	2,696	171	107,187	13.48	13.48	-	21.20	8.56	(1.75)	(29.39)	2.04
	AUTO.CA	AUTO EY	GB Auto	5,131	326	677,099	4.80	4.69	(2.29)	5.17	3.14	(8.04)	23.42	30.28

Source: EGX