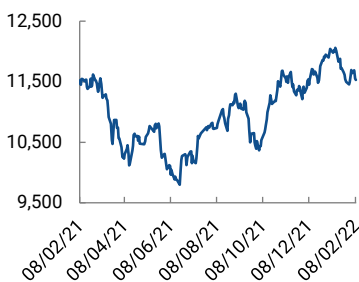


EGYPT MARKET WRAP

EGX30 index summary

6M avg. daily value (EGPmn)	523
No. of shares (bn)	221
Market cap (USDmn)	27,929
Market cap (EGPmn)	438,743
USD:EGP	15.71

EGX30 index performance



Source: EGX

08 February 2022

Market performance. It was an extremely active session for the EGX as the foreign sell-off accelerated to unprecedented heights, with non-Arab foreign institutions closing the day on an EGP894mn net-sell position. Attractive entry points boosted local and Arab appetites, supporting the market to minimal losses. The blue-chip EGX30 lost 0.18% only, while retail-dominated EGX70 lost 0.38% as retail investors swapped their holdings for more established equities. The equal weight EGX100 was down 0.26% at close. All three indices continue to slide, as they remain well in the red on a y-t-d basis. Market turnover put in a y-t-d high, at EGP1,200mn, slightly above its 90-day average.

Turnover and flows. Non-Banking Financial Solutions topped market activity standings, for a second straight session, putting in monster turnover to account for ~30% of flows. The bulk came on of increased activity in EFG Hermes (HRHO), as it looks more and more likely to replace Fawry (FWRY) in the Egypt MSCI Standard Index. HRHO traded EGP75mn, up 2.21%. Egypt Kuwait Holding - EGP (EKHOA) and Citadel Capital (CCAP) also put in decent volumes. IT, Media, and Communication came in second place, as the sell-off in FWRY sustained. The digital payments leader traded EGP43mn, finishing as the EGX30's top loser. Real estate came in a close third, as EGX30 stocks, Heliopolis Housing (HELI), Madinet Nasr Housing Development (MNHD), and Talaat Moustafa Holding (TMGH) all suffered the impact of the foreign sell-off, closing in the red, albeit on lower-than-average turnover.

Gainers and losers. While the market continued to disappoint, a few names stood out, most notably Rameda (RMDA), trading ~EGP7mn, gaining 2.54%, to finish the day as the EGX30 top performer. GB Auto (AUTO) revived momentum from last week's trading, finding its way back to the top gainers list, at +2.21%. EFG Hermes (HRHO) may not be the top gainer, but the name certainly grabbed all the attention during today's session, topping the turnover charts by far, and finishing 2.21% in the green. HRHO finished in the top gainers for a second consecutive day, and looks ever closer to an MSCI Standard Index inclusion. Palm Hills Development (PHDC) a long-favourite retail EGX30 stock benefitted from increased retail buying appetite, up 1.96%. Telecom Egypt (ETEL) saw increased inflows from Gulf institutions to close out the top five gainers (+0.96%). In the red, FWRY's slump lingers, shedding another 2.17% today. HELI and MNHD finished down for a second straight session, on increased institutional pressure, losing 1.54% and 2.08%, respectively. Alexandria Mineral Oils (AMOC) was also on the worst performers list, as oil prices continued to slide, with Brent losing ~2% over the past 24 hours. MM Group's (MTIE) suffered further losses to add to its recent downtrend, -1.25%.

Key Indices Performance

Index	Open	High	Low	Close	Change (%)
EGX 30	11,549	11,576	11,524	11,528	(0.18)
EGX 70	2,156	2,161	2,148	2,148	(0.38)
EGX 100	3,185	3,193	3,176	3,176	(0.26)

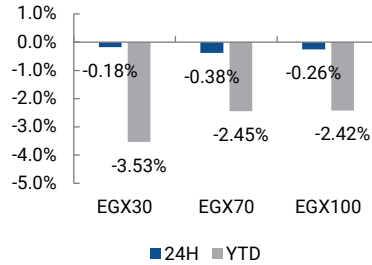
Source: EGX

CI Capital Brokerage

+20 2 2129 2270
reserach@ci-capital.com

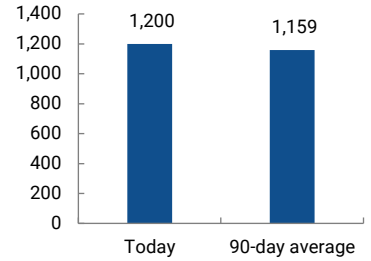
EGX Market Snapshot

Key Indices Performance



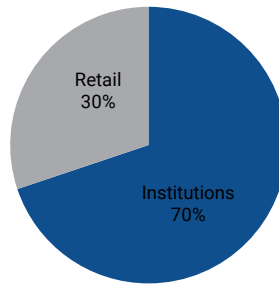
Source: EGX

Market Turnover (EGPmn)



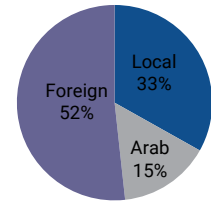
Source: EGX

Trading Activity by Investor Type



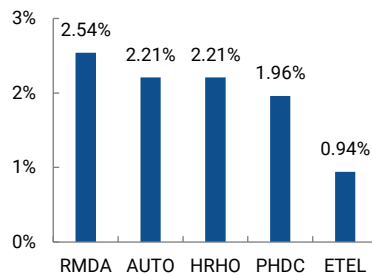
Source: EGX

Trading Activity by Nationality



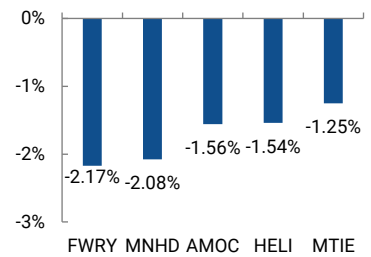
Source: EGX

EGX30 Top Performing Stocks



Source: EGX

EGX30 Worst Performing Stocks



Source: EGX

Select EGX Stocks' Performance

	Reuters	Bloomberg	Company	Market Cap (EGPmm)	Market Cap (USDmm)	GM A DTV (USD)	Open Price	Closing Price	Change (%)	52-week High	52-week Low	1M Change (%)	6M Change (%)	12M Change (%)
Financials														
	CICH.CA	CICH EY	CI Capital	3,980	253	372,415	4.04	3.98	(1.49)	5.61	2.97	(13.10)	18.45	(12.33)
	COMI.CA	COMI EY	CIB	100,088	6,372	6,566,394	51.00	50.80	(0.39)	54.15	36.53	(3.88)	16.98	9.53
	CIEB.CA	CIEB EY	Crédit Agricole Egypt	10,738	684	559,143	8.60	8.59	(0.12)	9.00	5.24	2.26	41.13	23.47
	HRHD.CA	HRHD EY	EG Hermes	14,518	924	1,219,106	15.40	15.74	2.21	15.91	10.63	6.21	38.19	20.31
	HDBK.CA	HDBK EY	Housing & Dev Bank	6,678	425	290,606	43.99	43.99	-	47.97	25.00	(4.10)	22.36	35.32
	QNBA.CA	QNBA EY	QNB Al Ahli	40,187	2,558	16,031	18.65	18.65	-	20.00	13.00	-	12.96	8.05
Fintech & telecom														
	EFIH.CA	EFIH EY	E-finance	29,280	1,864		18.18	18.20	0.66	25.20	0.50	(8.27)		
	FWRY.CA	FWRY EY	Fawry	16,134	1,027	2,596,091	9.66	9.45	(2.17)	25.99	9.40	(27.03)	(47.41)	(52.95)
	ETEL.CA	ETEL EY	Telecom Egypt	29,276	1,864	872,227	16.99	17.15	0.94	17.55	10.12	0.29	18.69	49.65
Real Estate														
	EMFD.CA	EMFD EY	Emaar Misr	13,407	853	520,978	2.99	2.96	(1.00)	3.10	2.12	(3.90)	22.82	13.41
	HELI.CA	HELI EY	Heliopolis Housing	8,518	542	2,297,369	6.48	6.38	(1.54)	7.40	3.97	(6.18)	32.92	10.00
	MNHD.CA	MNHD EY	Madinet Nasr Housing	4,238	270	1,389,106	2.89	2.83	(2.08)	3.87	2.16	(7.82)	(12.65)	(23.55)
	ORHD.CA	ORHD EY	ODE	6,172	393	333,106	5.52	5.46	(1.09)	6.23	4.50	(6.83)	6.85	9.86
	PHDC.CA	PHDC EY	Palm Hills	5,611	357	462,900	1.79	1.82	1.96	2.12	1.55	(8.40)	1.90	6.80
	OCDI.CA	OCDI EY	SODIC	5,104	325	274,365	14.39	14.33	(0.42)	19.95	14.11	(2.12)	(10.72)	(10.16)
	TMGH.CA	TMGH EY	TMG	18,572	1,182	982,142	9.00	9.00	-	9.49	5.41	(2.17)	27.12	25.52
Consumer														
	POUL.CA	POUL EY	Cairo Poultry	1,332	85	445,463	2.78	2.78	-	4.56	2.52	(5.12)	(26.46)	(13.13)
	DICE.CA	DICE EY	Dice	398	25	312,696	0.77	0.75	(2.60)	3.45	0.67	(5.06)	(45.10)	(74.23)
	DOMT.CA	DOMT EY	Domty	1,215	77	169,287	4.25	4.30	1.18	5.67	3.71	1.18	-	(21.39)
	EAST.CA	EAST EY	Eastern Tobacco	23,738	1,511	979,505	10.55	10.55	-	15.00	10.34	(2.13)	(6.88)	(26.94)
	EFID.CA	EFID EY	Edita	5,763	367	268,059	8.00	7.97	(0.38)	9.24	3.66	(5.23)	0.63	(12.42)
	JUFO.CA	JUFO EY	Juhayna	6,354	405	467,682	7.00	6.75	(3.57)	7.67	3.97	(8.66)	15.38	14.02
	MTIE.CA	MTIE EY	MTI	6,864	437	1,029,286	7.19	7.10	(1.25)	10.40	5.61	(6.33)	(10.92)	(1.50)
	OLFI.CA	OLFI EY	Obour Land	2,500	159	169,539	6.45	6.25	(3.10)	8.23	4.73	4.17	-	(14.15)
	ORWE.CA	ORWE EY	Oriental Weavers	5,673	361	312,988	8.60	8.53	(0.81)	9.42	5.78	(1.27)	2.90	24.53
Education														
	CIRA.CA	CIRA EY	CIRA	7,162	456	410,802	12.20	12.29	0.74	14.85	10.72	(9.37)	5.22	(9.70)
	TALM.EY	TALM EY	Taaleem	3,162	201	300,477	4.35	4.33	(0.46)	6.22	1.00	(16.73)	(11.27)	
Healthcare														
	CLHO.CA	CLHO EY	Cleopatra Hospitals Group	7,776	495	650,309	4.86	4.86	-	5.50	3.70	(3.19)	7.52	(8.99)
	PHAR.CA	PHAR EY	EIPICO	4,082	260	142,760	41.16	41.16	-	49.00	37.01	(2.00)	(13.66)	(1.13)
	ISPH.CA	ISPH EY	Ibnsina Pharma (ISP)	3,590	229	478,785	3.78	3.74	(1.06)	5.78	2.99	(6.73)	(7.20)	(25.94)
	IDHC.CA	IDHC EY	IDH	13,194	840	57,564	21.99	21.99	-	22.00	3.94	8.65	22.17	
	RMDA.CA	RMDA EY	Rameda	2,420	154	411,220	2.36	2.42	2.54	2.93	1.62	(6.92)	4.26	(10.04)
	SPMD.CA	SPMD EY	Speed Medical	1,234	79	1,722,518	1.12	1.11	(0.27)	3.99	0.96	(12.09)	(49.18)	(59.23)
Industrials														
	AMOC.CA	AMOC EY	AMOC	4,882	311	824,164	3.84	3.78	(1.56)	4.48	2.33	(3.08)	(2.58)	12.84
	CCAP.CA	CCAP EY	Qalaa Holding	4,062	259	564,837	1.44	1.45	0.49	1.62	1.09	14.65	11.38	(9.10)
	SKPC.CA	SKPC EY	Sidi Kerir Petrochemicals	4,826	307	912,227	7.60	7.66	0.79	10.88	6.33	(2.79)	(27.28)	(11.02)
Fertilizers														
	ABUK.CA	ABUK EY	Abu Qir Fertilizers	26,222	1,669	1,174,657	20.92	20.78	(0.67)	23.07	17.90	(3.30)	4.06	(5.76)
	EFIC.CA	EFIC EY	EFIC	1,001	64	151,489	13.85	13.76	(0.65)	15.90	9.60	1.78	(8.02)	11.87
	EKHO.CA	EKHO EY	EK Holding	-	1,528	711,710	1.39	1.39	0.07	1.49	0.94	(1.35)	41.84	42.10
	EKHOA.CA	EKHOA EY	EK Holding	24,024	1,529	#VALUE!	20.71	20.54	(0.82)	23.70	17.25	(0.53)		
	KIMA.CA	KIMA EY	KIMA	4,509	287	137,785	3.80	3.80	-	5.00	2.64	(2.56)	(14.41)	(9.95)
	MFPC.CA	MFPC EY	MOPCO	20,176	1,284	475,015	87.99	88.06	0.08	106.00	64.05	(6.81)	13.22	14.41
Construction & materials														
	ARCC.CA	ARCC EY	Arabian Cement	1,708	109	161,442	4.51	4.51	-	6.18	2.56	(2.80)	(21.29)	33.43
	SWDY.CA	SWDY EY	Elsewedy Electric	20,531	1,307	1,410,576	9.38	9.40	0.21	10.38	7.41	(5.43)	8.42	(7.75)
	ESRS.CA	ESRS EY	Ezz Dekhella	7,579	482	1,374,544	13.94	13.95	0.07	16.75	8.55	(4.45)	(8.22)	36.36
	IRAX.CA	IRAX EY	Ezz Steel	8,178	521	76,482	420.00	419.15	(0.20)	524.90	310.01	(0.20)	3.35	4.86
	ORAS.CA	ORAS EY	Orascom Construction	8,591	547	418,022	73.75	73.58	(0.23)	96.90	68.00	(5.65)	0.92	(23.24)
Transport														
	ALCN.CA	ALCN EY	Alex Containers	11,173	711	350,235	7.50	7.50	-	11.18	5.76	(11.56)	(31.00)	(2.47)
	CSAG.EY	CSAG EY	Canal Shipping	2,800	178	85,525	14.00	14.00	-	21.20	8.56	(0.28)	(27.91)	9.89
	AUTO.CA	AUTO EY	GB Auto	6,072	387	695,715	5.43	5.55	2.21	6.00	3.14	10.78	42.67	44.16

Source: EGX