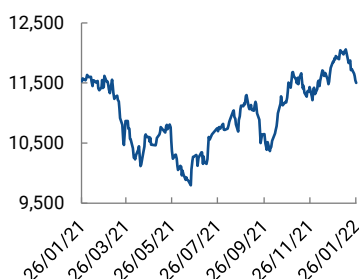


## EGYPT MARKET WRAP

### EGX30 index summary

6M avg. daily value (EGPmn)	523
No. of shares (bn)	221
Market cap (USDmn)	25,295
Market cap (EGPmn)	397,377
USD:EGP	15.71

### EGX30 index performance



Source: EGX

### 26 January 2022

**Market performance.** It was another disappointing session for the EGX, to cap an abysmal week, as equities continued to fall, on sustained foreign pressure. Institutions represented only 32% of market turnover, but had a significant impact as local, Gulf, and foreign institutions were all net sellers on the day. Local retail investors tried to keep the market afloat, on increased buying appetite, finishing as huge +EGP50mn net buyers, nonetheless, insufficient. All three market indices closed in the red. The EGX30 lost 0.37%, as the foreign dumping continues to take its toll, with only five names escaping the drop. The retail dominated EGX70 lost even more ground, closing at -0.46%, as individuals dumped retail stocks in favour of blue chips, at favourable valuations. The equal weight EGX100 was down 0.47% at market close.

**Turnover and flows.** Market turnover remained in line with yesterday's activity, at EGP637mn, a steep discount to its 90-day average. IT, Media & Communication topped the charts, as Fawry (FWRY)'s sell-off sustained with a large foreign seller. The name shed 3.11%, on outstanding turnover, topping the value traded standings at EGP85mn. e-finance was also at the end of a significant sell-off, dropping 3.54%, on an EGP20mn turnover. Real estate came in second, as heavyweights Heliopolis Housing (HELI) and Mandinat Nasr Housing Development (MNHD) continued to see increased turnover, while retail favourite Zahraa Maadi Investment Development (ZMID) continued to put in good volume. Food, Beverages & Tobacco finished third, boosted by a high volume in Juhayna Food Industries (JUFO) for a second consecutive session.

**Gainers and losers.** The EGX30 continued its recent downtrend, on sustained foreign sell-off pressure. Only five names evaded the decline, with MNHD leading the way. The name built on yesterday's momentum, gaining another 2.99%. Coming second was Cleopatra Hospitals Group (CLHO), reversing its recent downtrend, putting in decent gains, albeit on low volume. Egypt Kuwait Holding (EKHO) was third, at +1.01%, also on low turnover. Palm Hills Development (PHDC) and GB Auto (AUTO) dodged the drop, putting in marginal gains, benefitting from the local retail appetite. In the red, MM Group (MTIE) suffered the most from the foreign sell-off, as it lost a staggering 5.59%. News broke out this morning of Orascom Development Egypt (ORHD) losing a significant part of their Makadi Heights land plot. Consequently, the stock was down, shedding 4.77%. FWRY's losses continued through one more day, as a large foreign seller pressured the stock to its lowest 52-week close at EGP10.27/share. Eastern Tobacco (EAST) and Ezz Steel (ESRS) were both down as institutional sell-off pressured blue chips.

### Key Indices Performance

Index	Open	High	Low	Close	Change (%)
EGX 30	11,542	11,562	11,497	11,500	(0.37)
EGX 70	2,140	2,148	2,130	2,130	(0.46)
EGX 100	3,141	3,151	3,126	3,127	(0.47)

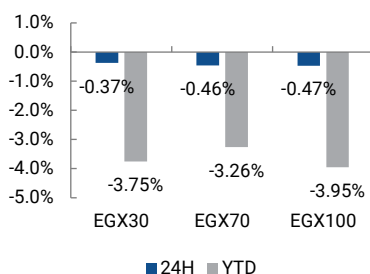
Source: EGX

### CI Capital Brokerage

+20 2 2129 2270  
 reserach@ci-capital.com

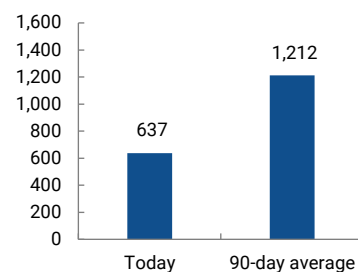
## EGX Market Snapshot

### Key Indices Performance



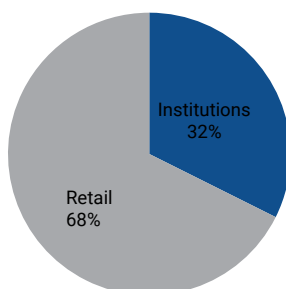
Source: EGX

### Market Turnover (EGPmn)



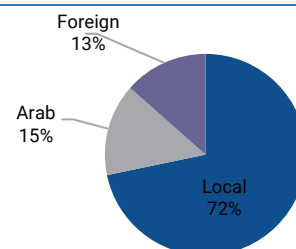
Source: EGX

### Trading Activity by Investor Type



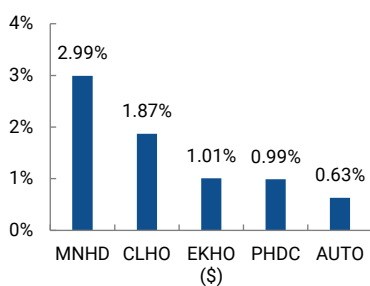
Source: EGX

### Trading Activity by Nationality



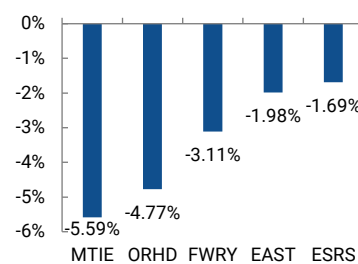
Source: EGX

### EGX30 Top Performing Stocks



Source: EGX

### EGX30 Worst Performing Stocks



Source: EGX

## Select EGX Stocks' Performance

	Reuters	Bloomberg	Company	Market Cap (EGPmn)	Market Cap (USDmn)	GM ADTV (USD)	Open Price	Closing Price	Change (%)	52-week High	52-week Low	1M Change (%)	6M Change (%)	12M Change (%)
<b>Financials</b>														
	CICH.CA	CICH EY	CI Capital	4,170	265	379,078	4.21	4.17	(0.95)	5.61	2.97	3.47	29.50	(0.48)
	COMI.CA	COMI EY	CIB	102,453	6,521	6,430,530	53.00	52.00	(1.89)	54.15	36.53	2.28	20.71	9.51
	CIEB.CA	CIEB EY	Crédit Agricole Egypt	10,000	637	580,098	8.16	8.00	(1.96)	8.62	5.24	(4.16)	35.02	14.34
	HRHO.CA	HRHO EY	ERG Hermes	13,282	845	1,168,740	14.57	14.40	(1.17)	15.45	10.63	(3.42)	28.38	9.64
	HDBK.CA	HDBK EY	Housing & Dev Bank	6,978	444	317,955	45.97	45.97	-	47.97	25.00	4.79	28.62	40.12
	QNBA.CA	QNBA EY	QNB Al Ahli	40,187	2,558	16,591	18.65	18.65	-	20.00	13.00	16.56	13.03	3.67
<b>Fintech &amp; telecom</b>														
	EFIH.CA	EFIH EY	E-finance	29,008	1,846		18.69	18.13	(3.00)	25.20	0.50	1.68		
	FWRY.CA	FWRY EY	Fawry	19,941	1,269	2,452,094	11.95	11.68	(2.26)	25.99	10.15	(1.43)	(37.41)	(27.60)
	ETEL.CA	ETEL EY	Telecom Egypt	28,525	1,816	930,563	16.90	16.71	(1.12)	17.55	10.12	4.83	20.13	41.73
<b>Real Estate</b>														
	EMFD.CA	EMFD EY	Emaar Misr	13,362	850	534,401	3.00	2.95	(1.67)	3.10	2.12	(1.67)	21.90	17.06
	HELI.CA	HELI EY	Heliopolis Housing	8,611	548	2,176,661	6.52	6.45	(1.07)	7.40	3.97	(4.73)	34.94	6.44
	MNHD.CA	MNHD EY	Madinet Nasr Housing	4,073	259	1,368,355	2.77	2.72	(1.81)	3.96	2.16	2.26	(14.54)	(27.09)
	ORHD.CA	ORHD EY	ODE	6,274	399	346,171	5.53	5.55	0.36	6.23	4.50	(2.63)	3.74	14.91
	PHDC.CA	PHDC EY	Palm Hills	5,549	353	456,144	1.84	1.80	(1.96)	2.12	1.46	(6.05)	(3.74)	20.79
	OCDI.CA	OCDI EY	SODIC	5,240	334	273,748	14.76	14.71	(0.34)	19.95	14.11	(2.19)	(15.02)	(5.95)
	TMGH.CA	TMGH EY	TMG	18,696	1,190	895,091	8.97	9.06	1.00	9.49	5.41	4.38	27.79	26.18
<b>Consumer</b>														
	POUL.CA	POUL EY	Cairo Poultry	1,356	86	646,843	2.83	2.83	-	4.56	2.52	-	(7.52)	(11.01)
	DICE.CA	DICE EY	Dice	385	25	357,653	0.73	0.73	(0.27)	3.45	0.67	2.54	(40.02)	(64.54)
	DOMT.CA	DOMT EY	Domty	1,187	76	151,883	4.20	4.20	-	5.78	3.71	1.45	4.48	(21.79)
	EAST.CA	EAST EY	Eastern Tobacco	24,300	1,547	987,067	10.80	10.80	-	15.39	10.34	0.09	(9.40)	(24.05)
	EFID.CA	EFID EY	Edita	6,001	382	265,566	8.30	8.30	-	9.32	6.86	1.10	7.79	(9.88)
	JUFO.CA	JUFO EY	Juhayna	6,693	426	459,205	7.08	7.11	0.42	7.67	3.97	1.57	27.65	4.56
	MTIE.CA	MTIE EY	MTI	7,415	472	984,286	8.02	7.67	(4.36)	10.40	5.61	21.36	9.57	2.32
	OLFI.CA	OLFI EY	Obour Land	2,424	154	168,912	6.00	6.06	1.00	8.23	4.73	5.39	9.39	(8.46)
	ORWE.CA	ORWE EY	Oriental Weavers	5,793	369	317,976	8.72	8.71	(0.11)	9.42	5.78	4.94	8.47	19.32
<b>Education</b>														
	CIRA.CA	CIRA EY	CIRA	7,809	497	399,424	14.00	13.40	(4.29)	14.85	10.72	(4.08)	12.70	(4.22)
	TALM.EY	TALM EY	Taaleem	3,527	225	299,174	4.96	4.83	(2.62)	6.22	1.00	(7.12)	(8.00)	
<b>Healthcare</b>														
	CLHO.CA	CLHO EY	Cleopatra Hospitals Group	8,000	509	708,482	5.03	5.00	(0.60)	5.62	3.70	2.88	8.70	3.09
	PHAR.CA	PHAR EY	EIPICO	4,072	259	145,691	41.24	41.06	(0.44)	49.00	37.01	(0.22)	(8.80)	(3.09)
	ISPH.CA	ISPH EY	Ibnsina Pharma (ISP)	3,571	227	567,998	3.76	3.72	(1.06)	5.78	2.99	(3.38)	-	(29.41)
	IDHC.CA	IDHC EY	IDH	11,886	757	68,417	19.81	19.81	-	22.00	3.94	3.72	13.20	
	RMDA.CA	RMDA EY	Rameda	2,380	151	478,222	2.45	2.38	(2.86)	2.93	1.62	(10.53)	10.59	(13.75)
	SPMD.CA	SPMD EY	Speed Medical	1,254	80	1,836,267	1.14	1.13	(0.79)	3.99	0.96	(4.96)	(47.88)	(44.99)
<b>Industrials</b>														
	AMOC.CA	AMOC EY	AMOC	5,179	330	883,970	4.12	4.01	(2.67)	4.48	2.33	10.77	10.77	22.63
	CCAP.CA	CCAP EY	Qalaa Holding	3,721	237	447,893	1.22	1.21	(1.07)	1.65	1.09	(1.87)	3.16	(22.63)
	SKPC.CA	SKPC EY	Sidi Kerir Petrochemicals	4,706	300	945,108	7.57	7.47	(1.32)	10.88	6.33	4.92	(28.00)	(18.36)
<b>Fertilizers</b>														
	ABUK.CA	ABUK EY	Abu Qir Fertilizers	26,979	1,717	1,115,728	21.48	21.38	(0.47)	24.24	17.90	7.44	8.36	0.09
	EFIC.CA	EFIC EY	EFIC	938	60	209,787	12.89	12.89	-	15.90	9.60	(0.77)	(8.52)	5.57
	EKHO.CA	EKHO EY	EK Holding	24,213	1,541	714,282	1.40	1.40	(0.07)	1.49	0.94	3.79	43.09	43.85
	EKHOA.CA	EKHOA EY	EK Holding	24,213	1,541	20,900	20.90	20.80	(0.48)	23.70	17.25	0.43		
	KIMA.CA	KIMA EY	KIMA	4,604	293	179,056	3.92	3.88	(1.02)	5.00	2.64	6.89	12.79	(6.28)
	MFPC.CA	MFPC EY	MOPCO	20,847	1,327	467,033	92.00	90.99	(1.10)	106.00	64.05	(1.10)	15.31	33.10
<b>Construction &amp; materials</b>														
	ARCC.CA	ARCC EY	Arabian Cement	1,610	102	180,168	4.25	4.25	-	6.18	2.56	1.43	(19.66)	16.44
	SWDY.CA	SWDY EY	Elsewedy Electric	20,422	1,300	1,442,800	9.45	9.35	(1.06)	10.65	7.41	(1.58)	10.00	(10.61)
	ESRS.CA	ESRS EY	Ezz Dekheila	7,421	472	1,474,780	13.77	13.66	(0.80)	16.75	8.55	(5.66)	5.81	24.29
	IRAX.CA	IRAX EY	Ezz Steel	8,195	522	83,304	420.00	420.00	-	524.90	310.01	(3.39)	10.50	3.35
	ORAS.CA	ORAS EY	Orascom Construction	8,874	565	444,965	76.00	76.00	-	102.80	68.00	(0.01)	1.79	(18.66)
<b>Transport</b>														
	ALCN.CA	ALCN EY	Alex Containers	12,827	816	506,791	8.57	8.61	0.47	11.18	5.76	8.99	4.24	14.65
	CSAG.EY	CSAG EY	Canal Shipping	2,748	175	113,086	13.63	13.74	0.81	21.20	8.56	13.46	(18.65)	(3.17)
	AUTO.CA	AUTO EY	GB Auto	5,197	331	695,949	4.84	4.75	(1.86)	5.17	3.14	(2.46)	36.89	33.05

Source: EGX