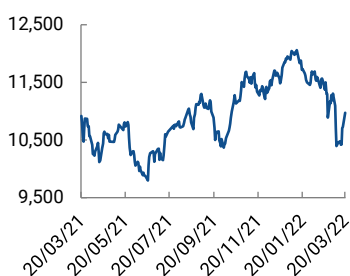


EGYPT MARKET WRAP

EGX30 index summary

6M avg. daily value (EGPmn)	543
No. of shares (bn)	221
Market cap (USDmn)	26,879
Market cap (EGPmn)	422,341
USD:EGP	15.71

EGX30 index performance



Source: EGX

20 March 2022

Market performance. After closing the week on two sessions of broad-based gains, the EGX started this week building on the same momentum. The lower-than-average participation by foreign investors made way for solid market performance. Locals dominated the session, accounting for an outstanding 88% of flows. Retail investors were net sellers, offloading their blue chip positions, in favour of EGX70 names available at cheap entry points. Local institutions dictated the market direction on the EGX30, closing the day EGP213mn net buyers, sparking the index to a solid 2.31% gain. A third consecutive session in the green took the EGX30's y-t-d losses back to single-digit territory. The EGX70 benefitted from fresh local retail interest, surging 1.60% on the day. The equal weight EGX100 finished 1.61% up.

Turnover and flows. Market turnover came in at EGP872mn, slightly below its 90-day average. Reduced foreign participation the likely reason, with the market coming off a high activity week. IT, Media & Communication led the session in turnover, accounting for 17% of total value traded. The bulk came on increased local institutions' appetite in e-finance for Digital and Financial Investments (EFIH), on news of the company setting to deploy USD10mn in venture capital fund Nclude, led by Global Ventures. The name finished 3.10% up, on EGP71mn traded. Orascom Investment Holding (OIH) put in a great performance, building on retail appetite. The stock gained 11%, on an EGP35 turnover. A special transaction in International Company for Leasing (IncoLEASE), worth EGP47mn, sparked Non-Banking Financial Solutions to second on the activity charts. EGX30 outfits EFG Hermes (HRHO) and Citadel Capital (CCAP) traded a combined EGP27mn, solidifying the sector's position. Real Estate finished third, as EGX30 heavyweight Heliopolis Housing (HELI) attracted inflows, on cheap valuation, trading EGP29mn. Fellow EGX30 name Orascom Development Egypt (ORHD) put in a terrific performance on the 4Q21 results release, trading EGP17mn in the process.

Gainers and losers. The EGX30 made significant gains during today's session, finishing 2.31% in the green, as only three names closed marginally down. ORHD gained an index-leading 8.75%, as its 4Q21 results revealed increasing real estate sales, in addition to hospitality revenues approaching pre-COVID levels. Rameda (RMDA) and Commercial International Bank (COMI) sustained their recovery from heavy losses accumulated early last week. Both names finished among the top performers for a second straight session, up 6.70% and 3.94%, respectively. Ibnsina Pharma (ISPH) followed suit, up 3.78%, to lower y-t-d losses to 26.8%. GB Auto (AUTO) reversed its 2.91% loss on Thursday, gaining 3.20% on fresh local interest, closing out the session's top five EGX30 gainers. Only three names finished in the red, with local interest outpacing the reduced foreign sell-off. Eastern Company (EAST) gained 2.27% on Thursday. Turnover came in at EGP94k only today, with the name shedding 0.89% in the process. Egypt Kuwait Holding EGP (EKHOA) and Abu Dhabi Islamic Bank - Egypt (ADIB) followed suit, inviting outflows, on recent gains. The stocks lost a marginal 0.61% and 0.29%, respectively.

Key Indices Performance

Index	Open	High	Low	Close	Change (%)
EGX 30	10,726	10,974	10,726	10,974	2.31
EGX 70	1,895	1,925	1,895	1,925	1.60
EGX 100	2,848	2,894	2,848	2,894	1.61

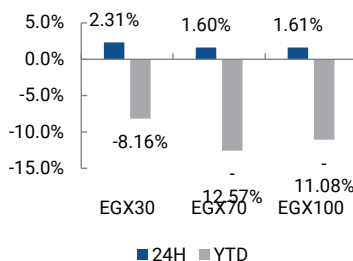
Source: EGX

CI Capital Brokerage

+20 2 2129 2270
reserach@ciicapital.com

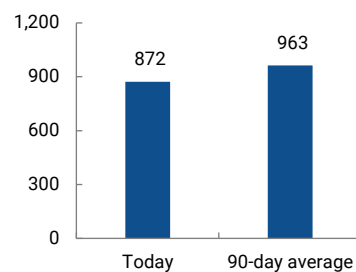
EGX Market Snapshot

Key Indices Performance



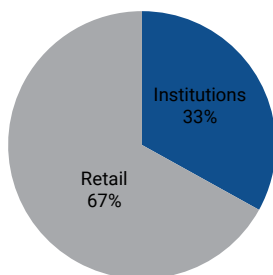
Source: EGX

Market Turnover (EGPmn)



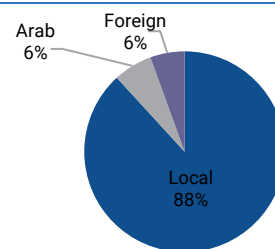
Source: EGX

Trading Activity by Investor Type



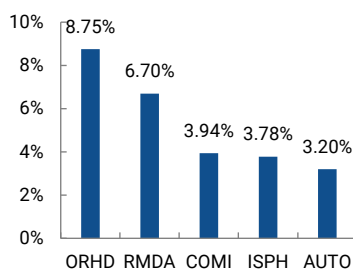
Source: EGX

Trading Activity by Nationality



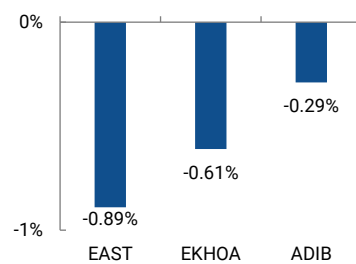
Source: EGX

EGX30 Top Performing Stocks



Source: EGX

EGX30 Worst Performing Stocks



Source: EGX

Select EGX Stocks' Performance

	Reuters	Bloomberg	Company	Market Cap (EGPmn)	Market Cap (USDmn)	GM ADTV (USD)	Open Price	Closing Price	Change (%)	52-week High	52-week Low	1M Change (%)	6M Change (%)	12M Change (%)
Financials														
	CICH.CA	CICH EY	CI Capital	3,990	254	261,161	3.99	3.99	-	5.61	2.97	1.79	(7.21)	13.68
	COMI.CA	COMI EY	CIB	88,464	5,628	8,081,561	43.20	44.90	3.94	54.15	36.53	(11.26)	2.07	(1.23)
	CIEB.CA	CIEB EY	Crédit Agricole Egypt	9,063	577	443,591	7.22	7.25	0.42	9.00	5.24	(10.71)	6.96	21.60
	HRHO.CA	HRHO EY	EFG Hermes	17,184	1,093	1,641,364	17.31	17.66	2.02	18.80	10.63	(1.06)	46.07	47.47
	HDBK.CA	HDBK EY	Housing & Dev Bank	6,330	403	181,146	41.47	41.70	0.55	47.97	25.00	(0.22)	4.33	42.65
	QNBA.CA	QNBA EY	QNB Al Ahli	36,632	2,330	17,043	17.00	17.00	-	20.00	13.00	(2.86)	2.41	2.97
Fintech & telecom														
	EFIH.CA	EFIH EY	E-finance	31,893	2,029		17.40	17.94	3.10	25.20	0.50	0.67		
	FWRY.CA	FWRY EY	Fawry	16,663	1,060	2,343,113	9.50	9.76	2.74	25.99	8.47	8.20	(34.23)	(48.07)
	ETEL.CA	ETEL EY	Telecom Egypt	29,464	1,874	887,226	17.17	17.26	0.52	19.75	10.12	(2.82)	19.12	61.01
Real Estate														
	EMFD.CA	EMFD EY	Emaar Msr	12,818	815	420,908	2.70	2.83	4.81	3.10	2.12	3.66	13.20	18.41
	HELI.CA	HELI EY	Heliopolis Housing	6,782	431	2,360,388	4.98	5.08	2.01	7.40	3.97	(9.61)	(3.24)	1.80
	MNHD.CA	MNHD EY	Madinet Nasr Housing	3,550	226	1,136,650	2.14	2.17	1.40	3.27	1.82	6.37	(10.91)	(31.61)
	ORHD.CA	ORHD EY	ODE	4,635	295	285,261	3.77	4.10	8.75	6.22	3.71	(19.13)	(12.95)	(29.07)
	PHDC.CA	PHDC EY	Palm Hills	4,798	305	378,227	1.53	1.56	1.50	2.12	1.43	(3.65)	(19.74)	(6.77)
	OCDI.CA	OCDI EY	SODIC	4,118	262	201,738	11.29	11.56	2.39	19.95	11.29	(19.33)	(38.28)	(31.31)
	TMGH.CA	TMGH EY	TMG	17,169	1,092	1,287,607	8.24	8.32	0.97	9.99	5.41	(10.92)	13.51	29.60
Consumer														
	POUL.CA	POUL EY	Cairo Poultry	1,231	78	254,411	2.55	2.57	0.78	4.56	2.37	1.58	(21.41)	(15.46)
	DICE.CA	DICE EY	Dice	304	19	202,333	0.57	0.57	1.59	1.87	0.50	(11.83)	(44.43)	(67.01)
	DOMT.CA	DOMT EY	Domty	1,057	67	189,787	3.68	3.74	1.63	4.70	3.40	(10.10)	(7.88)	(20.09)
	EAST.CA	EAST EY	Eastern Tobacco	25,313	1,610	1,126,328	11.25	11.25	-	12.77	10.26	7.97	(8.39)	(7.56)
	EFID.CA	EFID EY	Edita	4,772	304	215,577	6.60	6.60	-	8.78	6.55	(16.24)	(9.84)	(20.96)
	JUFO.CA	JUFO EY	Juhayna	6,100	388	431,518	6.18	6.48	4.85	7.67	3.97	1.73	19.78	21.12
	MTIE.CA	MTIE EY	MTI	5,018	319	1,091,483	5.15	5.19	0.78	8.36	4.94	(14.36)	(25.86)	(36.83)
	OLFI.CA	OLFI EY	Obour Land	2,452	156	194,701	5.89	6.13	4.07	7.30	4.73	6.79	14.58	(6.98)
	ORWE.CA	ORWE EY	Oriental Weavers	5,494	349	302,757	8.21	8.26	0.61	9.42	5.78	-	(7.19)	16.67
Education														
	CIRA.CA	CIRA EY	CIRA	5,770	367	523,276	9.86	9.90	0.41	14.85	9.51	(14.51)	(20.80)	(19.84)
	TALM.EY	TALM EY	Taaleem	2,373	151	284,953	3.18	3.25	2.20	6.22	1.00	(15.58)	(32.99)	
Healthcare														
	CLHO.CA	CLHO EY	Cleopatra Hospitals Group	7,360	468	642,023	4.52	4.60	1.77	5.25	3.70	-	2.22	(0.43)
	PHAR.CA	PHAR EY	EIPICO	3,843	244	129,993	38.99	38.75	(0.62)	49.00	37.01	(2.39)	(16.31)	(10.26)
	ISPH.CA	ISPH EY	Ibnsina Pharma (ISP)	2,861	182	417,794	2.91	2.98	2.41	4.74	2.89	(17.91)	(14.86)	(33.92)
	IDHC.CA	IDHC EY	IDH	11,868	755	60,939	19.78	19.78	-	22.00	3.94	-	9.89	
	RMDA.CA	RMDA EY	Rameda	2,070	132	436,660	1.94	2.07	6.70	2.93	1.62	(3.72)	(4.16)	(9.32)
	SPMD.CA	SPMD EY	Speed Medical	834	53	1,322,815	0.76	0.75	(0.53)	3.00	0.70	(32.31)	(60.34)	(73.33)
Industrials														
	AMOC.CA	AMOC EY	AMOC	4,856	309	777,831	3.74	3.76	0.53	4.48	2.33	3.30	8.67	27.89
	CCAP.CA	CCAP EY	Qalaa Holding	3,895	248	945,487	1.32	1.33	0.99	1.58	1.09	(8.47)	13.68	-
	SKPC.CA	SKPC EY	Sidi Kerir Petrochemicals	4,920	313	841,756	7.76	7.81	0.64	10.88	6.33	6.69	(0.30)	(13.30)
Fertilizers														
	ABUK.CA	ABUK EY	Abu Qir Fertilizers	31,547	2,007	1,619,195	24.59	25.00	1.67	25.15	17.90	20.71	29.07	20.13
	EFIC.CA	EFIC EY	EFIC	1,116	71	136,104	15.38	15.34	(0.26)	15.90	9.60	10.36	21.75	34.92
	EKHO.CA	EKHO EY	EK Holding	24,568	1,564	587,032	1.37	1.41	2.63	1.49	0.94	1.52	24.34	33.46
	EKHOA.CA	EKHOA EY	EK Holding	24,585	1,564		21.43	21.42	(0.05)	23.70	17.25	(0.14)		
	KIMA.CA	KIMA EY	KIMA	5,090	324	99,241	3.85	4.29	11.43	5.00	2.64	24.35	7.52	14.10
	MFPC.CA	MFPC EY	MOPCO	23,599	1,501	625,393	101.97	103.00	1.01	106.00	64.05	18.39	19.08	41.44
Construction & materials														
	ARCC.CA	ARCC EY	Arabian Cement	1,610	102	110,693	4.25	4.25	-	6.18	2.56	(4.28)	(6.18)	37.99
	SWDY.CA	SWDY EY	Elsewedy Electric	16,993	1,081	1,474,966	7.74	7.78	0.52	10.03	7.40	(7.38)	(7.49)	(14.13)
	ESRS.CA	ESRS EY	Ezz Dekheila	8,285	527	1,306,863	15.17	15.25	0.53	16.75	8.55	20.08	5.61	63.98
	IRAX.CA	IRAX EY	Ezz Steel	8,975	571	69,858	459.99	459.99	-	524.90	310.01	9.74	12.19	22.63
	ORAS.CA	ORAS EY	Orascom Construction	7,727	492	320,904	65.00	66.18	1.82	92.50	64.00	(8.10)	(7.83)	(27.77)
Transport														
	ALCN.CA	ALCN EY	Alex Containers	14,138	899	241,366	8.54	9.49	11.12	11.18	5.76	40.18	10.09	37.74
	CSAG.EY	CSAG EY	Canal Shipping	2,542	162	60,743	11.66	12.71	9.01	21.20	8.56	7.17	(27.66)	29.17
	AUTO.CA	AUTO EY	GB Auto	5,645	359	727,795	5.00	5.16	3.20	6.06	3.14	(7.69)	29.00	27.72

Source: EGX