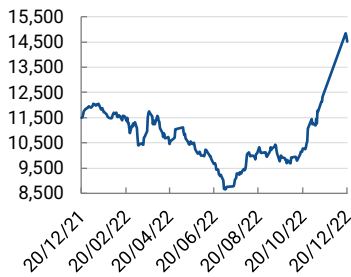


EGYPT MARKET WRAP

EGX30 index summary

6M avg. daily value (EGPmn)	808
No. of shares (bn)	221
Market cap (USDmn)	25,631
Market cap (EGPmn)	626,677
USD:EGP	24.45

EGX30 index performance



Source: EGX

20 December 2022

Market performance

The EGX30 ended the day 1.36% lower, led mainly by intensified selling pressure in COMI. The bellwether bank witnessed increased institutional selling pressure, declining 3.76%. Fintech names also weighed on the market today as EFIH -0.47% and FWRY -1.33% witnessed rounds of profit booking. PHDC +10.82% attracted increased buying appetite and outperformed the market as locals increased their positions in the name. ETEL +4.87% remained in the spotlight and extended yesterday's rally as M&A chatter in the name remained prevalent. In terms of flow, the EGX reported a EGP236.25mn block trade in EGTS earlier in the session.

Turnover and flows

Total Market turnover recorded a 3.75% increase from yesterday's level of total turnover. Institutional investors contributed to 34% of today's activity. Local institutions finished the day as net buyers of EGP238mn while foreign institutions ended as net sellers of EGP112mn. COMI topped the session in terms of activity once again, almost contributing to 16.55% of total value traded on the day. CCAP maintained second place for turnover after registering 8.93% of the total trading activity led by increased retail buying. ETEL traded at their 52-week high, as locals kept buying the stock which led to positive change in terms of today's share price to previous closed. In terms of flow, the EGX reported a EGP236.25mn block trade in EGTS earlier in the session.

Key Indices Performance

Index	Open	High	Low	Close	Change (%)
EGX 30	14,739	14,848	14,523	14,523	(1.46)
EGX 70	2,814	2,836	2,797	2,797	(0.59)
EGX 100	4,160	4,193	4,138	4,138	(0.53)

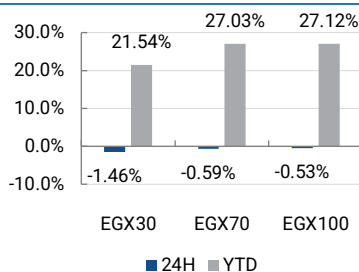
Source: EGX

CI Capital Brokerage

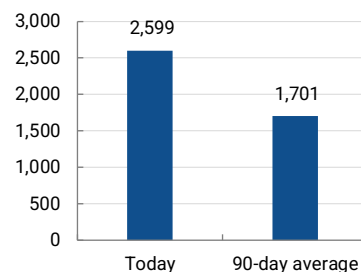
+20 2 2129 2270
reserach@ciicapital.com

EGX Market Snapshot

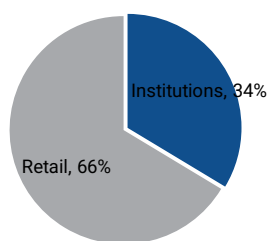
Key Indices Performance



Market Turnover (EGPmn)

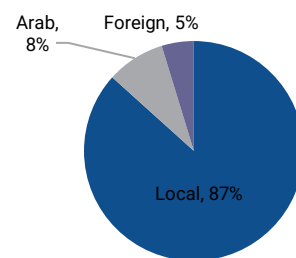


Trading Activity by Investor Type



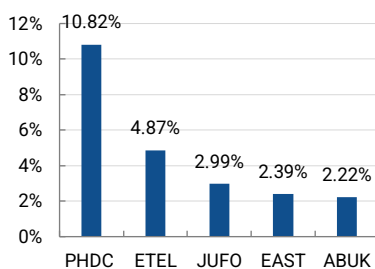
Source: EGX

Trading Activity by Nationality



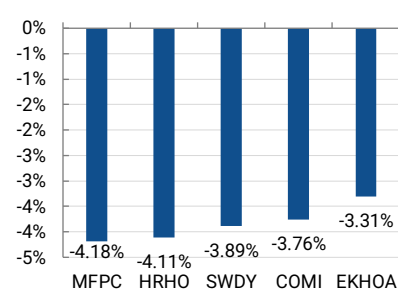
Source: EGX

EGX30 Top Performing Stocks



Source: EGX

EGX30 Worst Performing Stocks



Source: EGX

Select EGX Stocks' Performance

	Reuters	Bloomberg	Company	Market Cap (EGPmn)	Market Cap (USDmn)	GM ADIV (USD)	Open Price	Closing Price	Change (%)	52-week High	52-week Low	1M Change (%)	6M Change (%)	12M Change (%)
Financials														
	CICH.CA	CICHEY	CI Capital	6,250	253	133,415	5.81	6.25	7.57	6.28	3.45	35.87	57.43	57.83
	COMI.CA	COMIEY	CIB	123,148	4,975	8,002,276	42.60	41.29	(3.08)	48.00	22.49	10.40	61.34	23.00
	CIEB.CA	CIEBEY	Crédit Agricole Egypt	10,625	429	239,416	8.56	8.50	(0.70)	9.07	4.10	5.33	55.68	3.81
	HRHO.CA	HRHOEY	EGF Hermes	21,007	849	2,374,848	18.23	17.99	(1.32)	19.23	9.33	33.16	72.70	45.37
	HDBK.CA	HDBKEY	Housing & Dev Bank	9,138	369	145,526	17.15	17.20	0.29	18.00	8.86	38.82	70.88	38.81
	QNB.A.CA	QNB.AEY	QNB Al Ahli	37,666	1,522	42,803	17.33	17.48	0.87	20.00	11.66	15.53	9.25	9.25
Fintech & telecom														
	EFIH.CA	EFIHEY	E-finance	36,053	1,457		19.28	19.50	1.14	21.15	11.25	18.54		
	FWRY.CA	FWRYEY	Fawry	17,363	702	2,418,349	5.25	5.25	-	7.23	2.77	19.86	30.27	(17.81)
	ETEL.CA	ETELEY	Telecom Egypt	42,865	1,732	944,161	25.25	25.11	(0.55)	25.75	12.77	16.57	68.07	56.94
Real Estate														
	EMFD.CA	EMFDEY	Emaar Misr	14,494	586	451,735	3.20	3.20	-	3.51	2.19	19.40	31.15	7.74
	HELL.CA	HELLEY	Heliopolis Housing	11,148	450	1,045,461	8.15	8.35	2.45	8.59	4.24	42.98	71.81	23.16
	MNHD.CA	MNHDEY	Madinet Nasr Housing	7,287	294	2,687,917	3.43	3.47	1.17	3.80	1.62	18.43	52.06	70.19
	ORHD.CA	ORHDEY	ODE	8,060	326	224,108	7.04	7.13	1.28	7.55	3.35	13.17	80.96	29.64
	PHDC.CA	PHDCEY	Palm Hills	6,203	251	552,951	1.94	2.04	5.15	2.14	1.07	25.15	64.38	6.57
	OCOL.CA	OCOLEY	SODIC	5,578	225	48,134	15.69	15.66	(0.19)	16.91	9.01	24.09	31.27	7.48
	TMGH.CA	TMGHEY	TMG	20,842	842	1,008,393	10.12	10.10	(0.20)	10.50	6.50	19.10	32.89	15.83
Consumer														
	POUL.CA	POULEY	Cairo Poultry	1,509	61	159,139	3.15	3.15	-	3.40	2.04	26.00	39.38	13.31
	DICE.CA	DICEY	Dice	884	36	985,313	0.50	0.50	(1.59)	0.54	0.24	31.65	68.94	20.27
	DOMT.CA	DOMTEY	Domty	1,639	66	60,644	5.84	5.80	(0.68)	6.54	3.40	17.17	22.88	40.78
	EAST.CA	EASTEY	Eastern Tobacco	33,896	1,369	717,171	14.71	15.20	3.33	15.48	9.62	3.47	41.06	40.14
	EFID.CA	EFIDY	Edita	9,219	372	290,019	12.76	12.75	(0.08)	13.38	6.55	(1.92)	70.00	55.49
	JUFO.CA	JUFOEY	Juhayna	7,672	310	215,666	8.02	8.15	1.62	8.93	5.46	13.99	14.31	16.10
	MTIE.CA	MTIEY	MTI	4,525	183	837,913	4.64	4.68	0.86	8.10	1.85	10.38	87.20	(24.03)
	OLFI.CA	OLFIEY	Obour Land	2,824	114	124,214	7.11	7.06	(0.70)	8.00	4.10	5.22	50.21	23.86
	ORWE.CA	ORWEY	Oriental Weavers	7,323	296	500,500	11.01	11.01	-	11.79	6.30	46.60	70.43	33.94
Education														
	CIRA.CA	CIRAEY	CIRA	7,518	304	163,994	12.93	12.90	(0.23)	14.25	9.51	(2.20)	8.22	(4.44)
	TALM.EY	TALMEY	Taleem	2,921	118	148,669	4.03	4.00	(0.74)	5.39	2.72	8.11	23.08	
Healthcare														
	CLHO.CA	CLHOEY	Geopatra Hospitals Group	8,032	325	520,770	4.99	5.02	0.60	5.65	3.81	13.83	4.58	3.72
	PHAR.CA	PHAREY	EPICO	3,670	148	208,236	37.26	37.01	(0.67)	43.50	27.80	10.97	23.53	(9.75)
	ISPH.CA	ISPHY	Ibn sina Pharma (ISP)	2,464	100	560,934	2.22	2.20	(0.90)	3.52	1.10	18.98	41.39	(33.98)
	IDHC.CA	IDHCEY	IDH	10,734	434	29,309	17.89	17.89	-	22.50	12.45	5.24	(6.34)	
	RMDA.CA	RMDAEY	Rameda	2,850	115	194,048	2.84	2.85	0.35	3.17	1.80	(6.86)	27.80	9.20
	SPMD.CA	SPMDEY	Speed Medical	496	20	559,332	0.45	0.45	-	1.32	0.40	0.22	(22.13)	(62.05)
Industrials														
	AMOC.CA	AMOCY	AMOC	8,175	330	610,898	6.17	6.33	2.59	6.75	3.21	51.80	80.86	84.55
	CCAP.CA	CCAPEY	Qalaa Holding	5,285	214	1,638,021	2.28	2.31	1.32	2.41	0.98	70.23	89.66	91.07
	SKPC.CA	SKPCY	Sidi Kerir Petrochemicals	8,316	336	934,227	13.44	13.20	(1.79)	14.34	6.68	53.13	72.10	89.38
Fertilizers														
	ABUK.CA	ABUKY	Abu Qir Fertilizers	46,563	1,881	1,349,007	36.97	36.90	(0.19)	39.99	19.50	23.78	54.39	84.68
	EFIC.CA	EFICEY	EFIC	2,321	94	228,898	31.94	31.89	(0.16)	36.20	12.65	10.96	75.22	145.50
	EKHO.CA	EKHOEY	EK Holding	34,233	1,400	185,893	1.23	1.23	(0.16)	1.46	1.15	1.49	(6.32)	(7.59)
	EKHOA.CA	EKHOAEY	EK Holding	34,654	1,400	539,587	31.77	31.20	(1.79)	37.00	19.00	7.00		
	KIMA.CA	KIMAY	KIMA	7,179	290	697,388	5.95	6.05	1.68	6.69	3.19	31.52	72.36	70.42
	MFPC.CA	MFPCY	MOPCO	32,500	1,313	434,483	141.00	141.85	0.60	146.40	80.00	14.23	42.15	56.74
Construction & materials														
	ARCC.CA	ARCCY	Arabian Cement	2,341	95	47,251	6.20	6.18	(0.32)	6.32	3.07	7.11	75.07	45.75
	SWDY.CA	SWDYEY	Elsewedy Electric	25,811	1,043	955,200	12.09	11.89	(1.65)	13.08	5.60	28.87	68.57	24.52
	ESRS.CA	ESRSEY	Ezz Dekheila	12,424	502	855,257	23.01	22.87	(0.61)	23.49	10.68	34.93	89.64	58.82
	IRAX.CA	IRAXEY	Ezz Steel	14,748	596	12,772	755.85	755.85	-	800.00	380.13	7.86	34.97	73.87
	ORAS.CA	ORASEY	Orascom Construction	10,917	441	420,622	94.60	93.50	(1.16)	100.00	50.00	22.24	48.34	24.24
Transport														
	ALCN.CA	ALCNEY	Alex Containers	28,305	1,144	188,453	18.80	19.00	1.06	19.60	5.85	45.59	137.50	142.04
	CSAGY	CSAGEY	Canal Shipping	4,860	196	187,313	23.91	24.30	1.63	26.58	9.11	23.29	124.38	99.84
	AUTO.CA	AUTOEY	GB Auto	6,122	247	1,169,991	5.49	5.64	2.73	6.11	2.28	30.86	89.70	17.57

Source: EGX

